



Technical Set for

CT Heart Clinic

G04, 3 Carlingford Road,
Epping NSW

As Built

Rev D

Job Number: PH950

Drawn By: Glenna Gale, Architect

Checked: Elise Thompson, Interior Designer



p+61 2 8845 8600
7 Lloyds Avenue, Carlingford NSW 2118 Australia
powerhousegroup.com.au

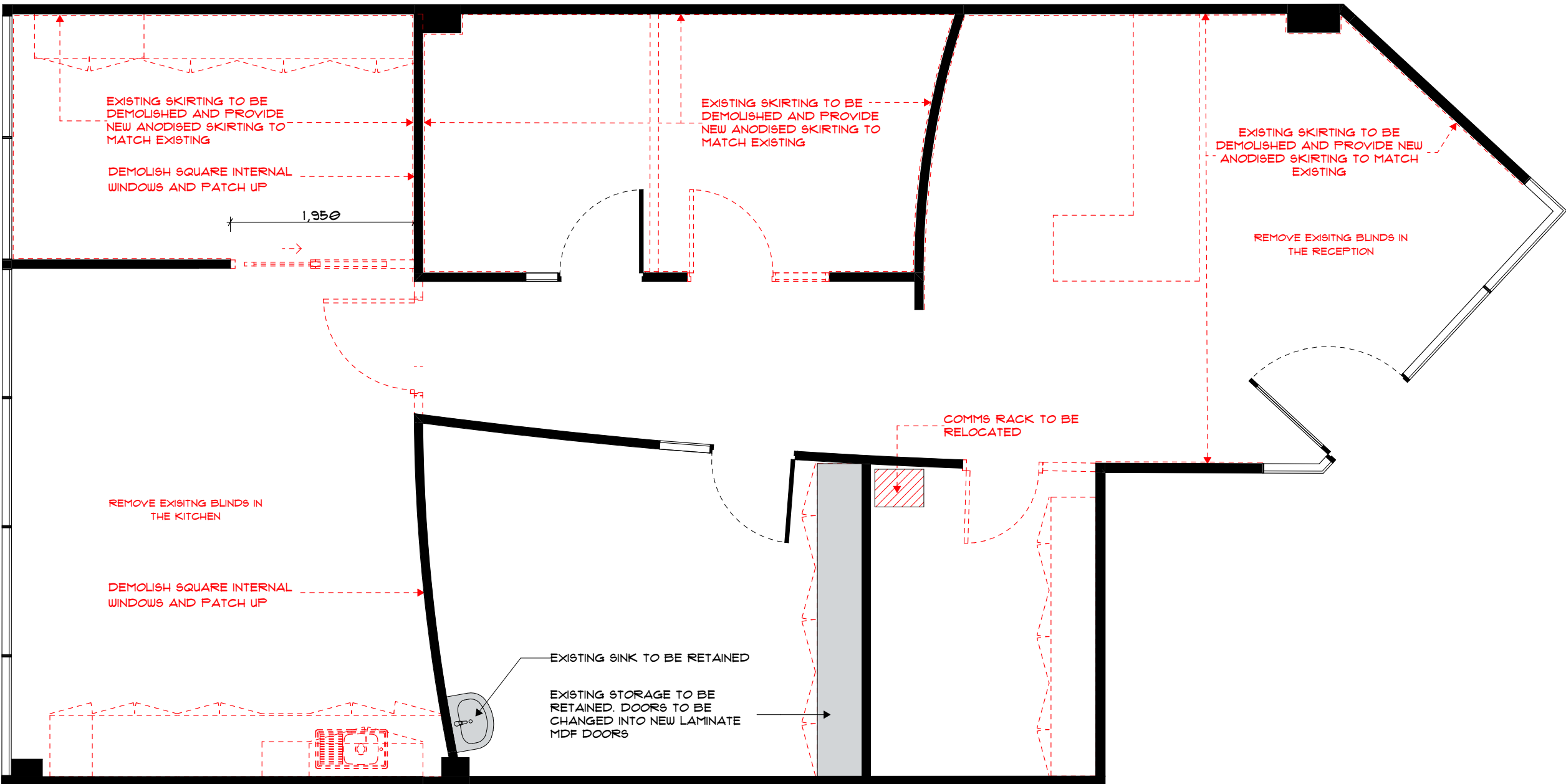
powerhouse
IGROUP

DEMOLITION NOTES

1. DEMOLISH EXISTING NOMINATED WALLS TO ALLOW FOR NEW LAYOUT.
2. MAKE GOOD ANY RETAINED PARTITIONS, PERIMETER WALLS, SILLS AND MULLIONS IMPACTED BY DEMOLITION.
3. TERMINATE AND REMOVE REDUNDANT ELECTRICAL AND DATA SERVICES.
4. MAKE GOOD/ REPLACE ANY IMPACTED CEILING TILES AND/OR GRID.
5. REPLACE ALL DAMAGED DUCTED AND / OR FLAT SKIRTING TO PARTITIONS AND BASE BUILDING WALLS. ANY NEW SKIRTING TO MATCH EXISTING.
6. REMOVE ALL FINISHES AS NOTED AND MAKE GOOD REMAINING SUBSTRATE.
7. REMOVE ALL RUBBISH FROM SITE

DEMOLITION PLAN LEGEND:

- EXISTING PARTITIONS TO REMAIN
- EXISTING ITEMS TO BE DEMOLISHED
- EXISTING DOOR TO BE RELOCATED OR DEMOLISHED
- EXISTING ITEMS TO BE RELOCATED



Rev	Issue Date	By	Description
A	20.12.2019	GG	FOR TENDER
B	17.01.2020	GG	FOR TENDER
C	07.02.2020	GG	FOR CONSTRUCTION
D	17.03.2020	GG	As Built

powerhouse
IGROUP

p+61 2 8845 8600
7 Lloyds Avenue, Carlingford
NSW 2118 Australia
powerhousegroup.com.au

CT Heart

G04, 3 Carlingford Road,
Epping NSW

As Built

Demolition Plan

Job Number: PH950 Building Level: G
Date: 05/05/2020 Scale: 1:50 @ A1
Drawn: GG Checked: ET

100

Drawing Issue:

D



©COPYRIGHT I/We understand that reproduction of whole or part of this document constitutes an infringement of Copyright. I/We acknowledge that this document is confidential and as the recipient of this document, are prohibited from disclosing such information, ideas and concept to any other person or company without prior written consent from Powerhouse Group Pty Ltd. ABN 66 006 386 927

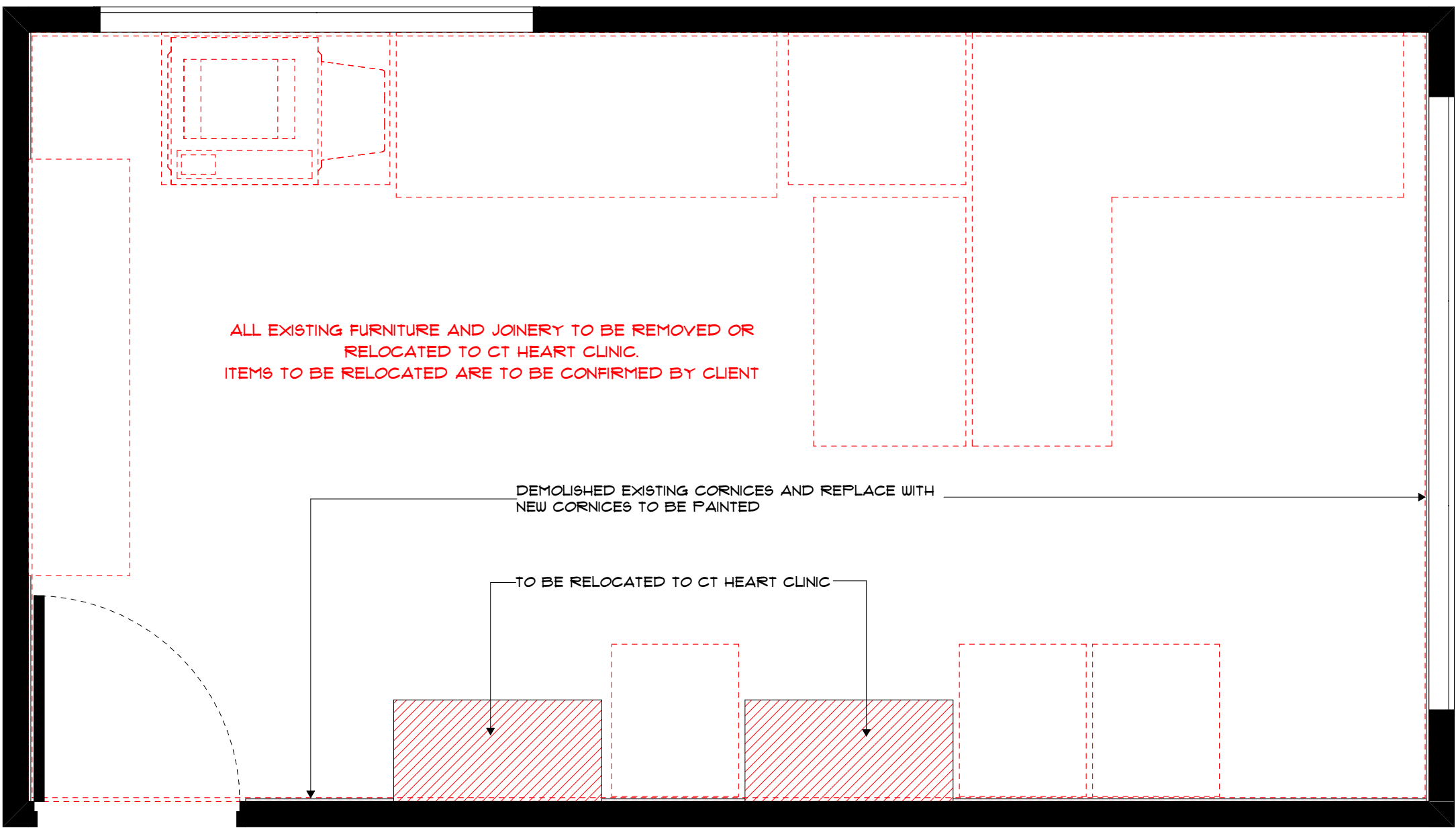
DEMOLITION NOTES

- 1. DEMOLISH EXISTING NOMINATED WALLS TO ALLOW FOR NEW LAYOUT.
- 2. MAKE GOOD ANY RETAINED PARTITIONS, PERIMETER WALLS, SILLS AND MULLIONS IMPACTED BY DEMOLITION.
- 3. TERMINATE AND REMOVE REDUNDANT ELECTRICAL AND DATA SERVICES.
- 4. MAKE GOOD/ REPLACE ANY IMPACTED CEILING TILES AND/OR GRID.
- 5. REPLACE ALL DAMAGED DUSTED AND / OR FLAT SKIRTING TO PARTITIONS AND BASE BUILDING WALLS. ANY NEW SKIRTING TO MATCH EXISTING.
- 6. REMOVE ALL FINISHES AS NOTED AND MAKE GOOD REMAINING SUBSTRATE.
- 7. REMOVE ALL RUBBISH FROM SITE

DEMOLITION CEILING LEGEND:

- EXISTING PARTITIONS TO REMAIN
- EXISTING ITEMS TO BE DEMOLISHED
- EXISTING DOOR TO BE RELOCATED OR DEMOLISHED
- EXISTING ITEMS TO BE RELOCATED

Rev	Issue Date	By	Description
A	20.12.2019	GG	FOR TENDER
B	17.01.2020	GG	FOR TENDER
C	07.02.2020	GG	FOR CONSTRUCTION
D	17.03.2020	GG	As Built



powerhouse
IGROUP

p+61 2 8845 8600
7 Lloyds Avenue, Carlingford
NSW 2118 Australia
powerhousegroup.com.au

CT Heart

56 Yarrara Road, West Pymble
NSW 2073

As Built

Demolition Plan

Job Number: PH950	Building Level: G
Date: 05/05/2020	Scale: 1:20 @ A1
Drawn: GG	Checked: ET

101

Drawing Issue:

D



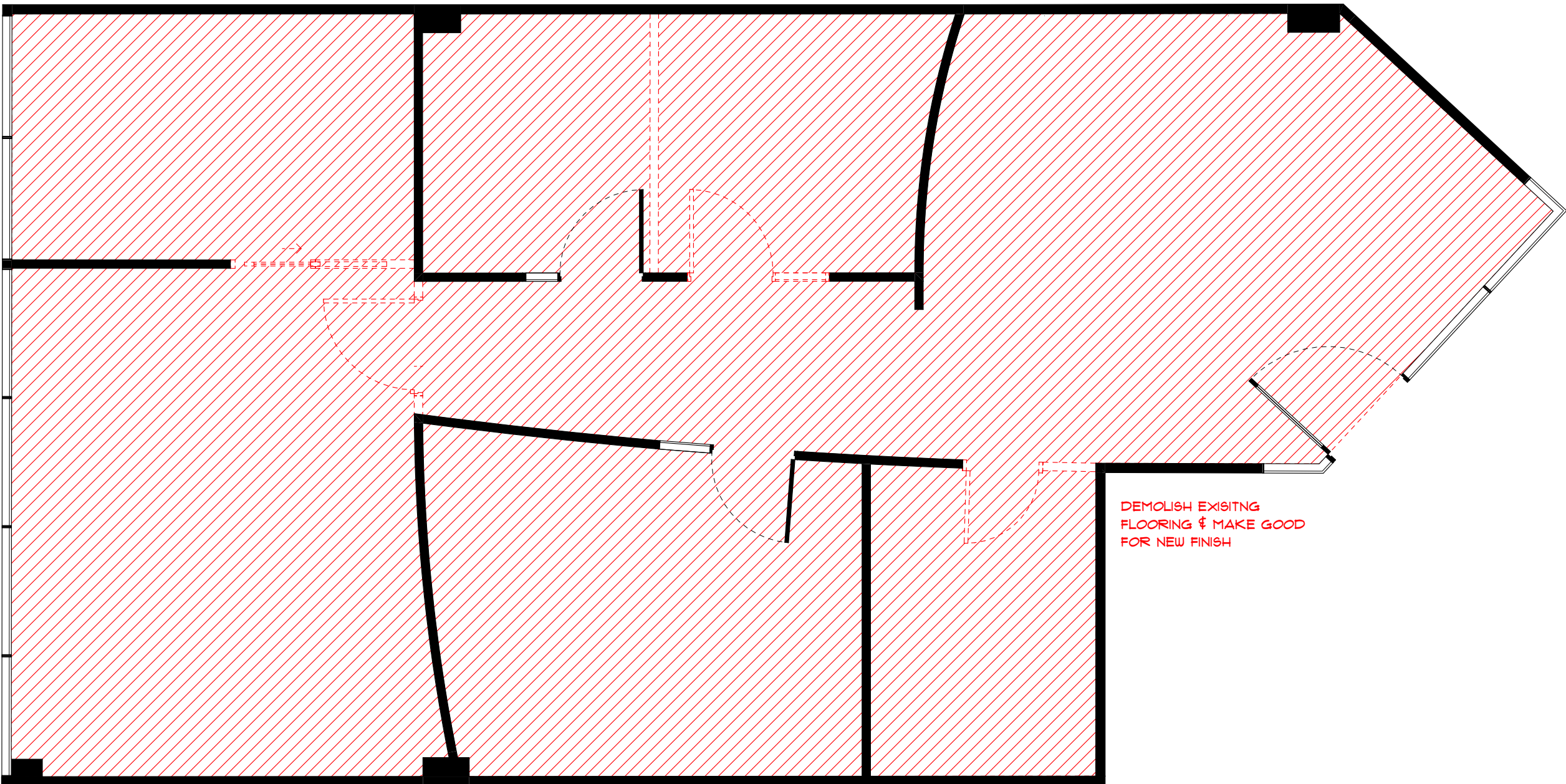
©COPYRIGHT I/We understand that reproduction of whole or part of this document constitutes an infringement of Copyright. I/We acknowledge that this document is confidential and as the recipient of this document, are prohibited from disclosing such information, ideas and concept to any other person or company without prior written consent from Powerhouse Group Pty Ltd. ABN 66 006 386 927

DEMOLITION NOTES

1. DEMOLISH EXISTING NOMINATED WALLS TO ALLOW FOR NEW LAYOUT.
2. MAKE GOOD ANY RETAINED PARTITIONS, PERIMETER WALLS, SILLS AND MULLIONS IMPACTED BY DEMOLITION.
3. TERMINATE AND REMOVE REDUNDANT ELECTRICAL AND DATA SERVICES.
4. MAKE GOOD/ REPLACE ANY IMPACTED CEILING TILES AND/OR GRID.
5. REPLACE ALL DAMAGED DUCTED AND / OR FLAT SKIRTING TO PARTITIONS AND BASE BUILDING WALLS. ANY NEW SKIRTING TO MATCH EXISTING.
6. REMOVE ALL FINISHES AS NOTED AND MAKE GOOD REMAINING SUBSTRATE.
7. REMOVE ALL RUBBISH FROM SITE

DEMOLITION FLOOR LEGEND:

- EXISTING PARTITIONS TO REMAIN
- EXISTING ITEMS TO BE DEMOLISHED
- EXISTING DOOR TO BE RELOCATED OR DEMOLISHED
- EXISTING FLOORING TO BE DEMOLISHED



Rev	Issue Date	By	Description
A	20.12.2019	GG	FOR TENDER
B	17.01.2020	GG	FOR TENDER
C	07.02.2020	GG	FOR CONSTRUCTION
D	17.03.2020	GG	As Built

powerhouse
IGROUP

p+61 2 8845 8600
7 Lloyds Avenue, Carlingford
NSW 2118 Australia
powerhousegroup.com.au

CT Heart

G04, 3 Carlingford Road,
Epping NSW

As Built

Demolition Floor

Job Number: PH950	Building Level: G
Date: 05/05/2020	Scale: 1:50 @ A1
Drawn: GG	Checked: ET

102

Drawing Issue:

D







©COPYRIGHT I/We understand that reproduction of whole or part of this document constitutes an infringement of Copyright. I/We acknowledge that this document is confidential and as the recipient of this document, are prohibited from disclosing such information, ideas and concept to any other person or company without prior written consent from Powerhouse Group Pty Ltd. ABN 66 006 386 927

PARTITION NOTES

1. THE PARTITION PLAN IS TO BE READ IN CONJUNCTION WITH ALL ARCHITECTURAL DRAWINGS, ENGINEERS DRAWINGS AND SCHEDULES
2. BASE BUILDING WORK REQUIREMENTS MUST BE COMPLIED WITH AT ALL TIMES. CONTRACTORS SHALL PROTECT ALL EXISTING BASE BUILDING FINISHES, STRUCTURE AND SYSTEMS DURING CONSTRUCTION.
3. PROVIDE TIMBER STUD REINFORCEMENT TO STEEL WALL FRAME WHERE WALLS ARE SHOWN WITH A HATCHED SURFACE. SURFACE INDICATES WALL HUNG ITEMS SUCH AS OVERHEAD CUPBOARDS, WALL MOUNTED SCREENS OR FULL HEIGHT JOINERY.
4. REFER TO THE DOOR SCHEDULE FOR ALL DOOR TYPE AND HARDWARE SPECIFICATIONS.

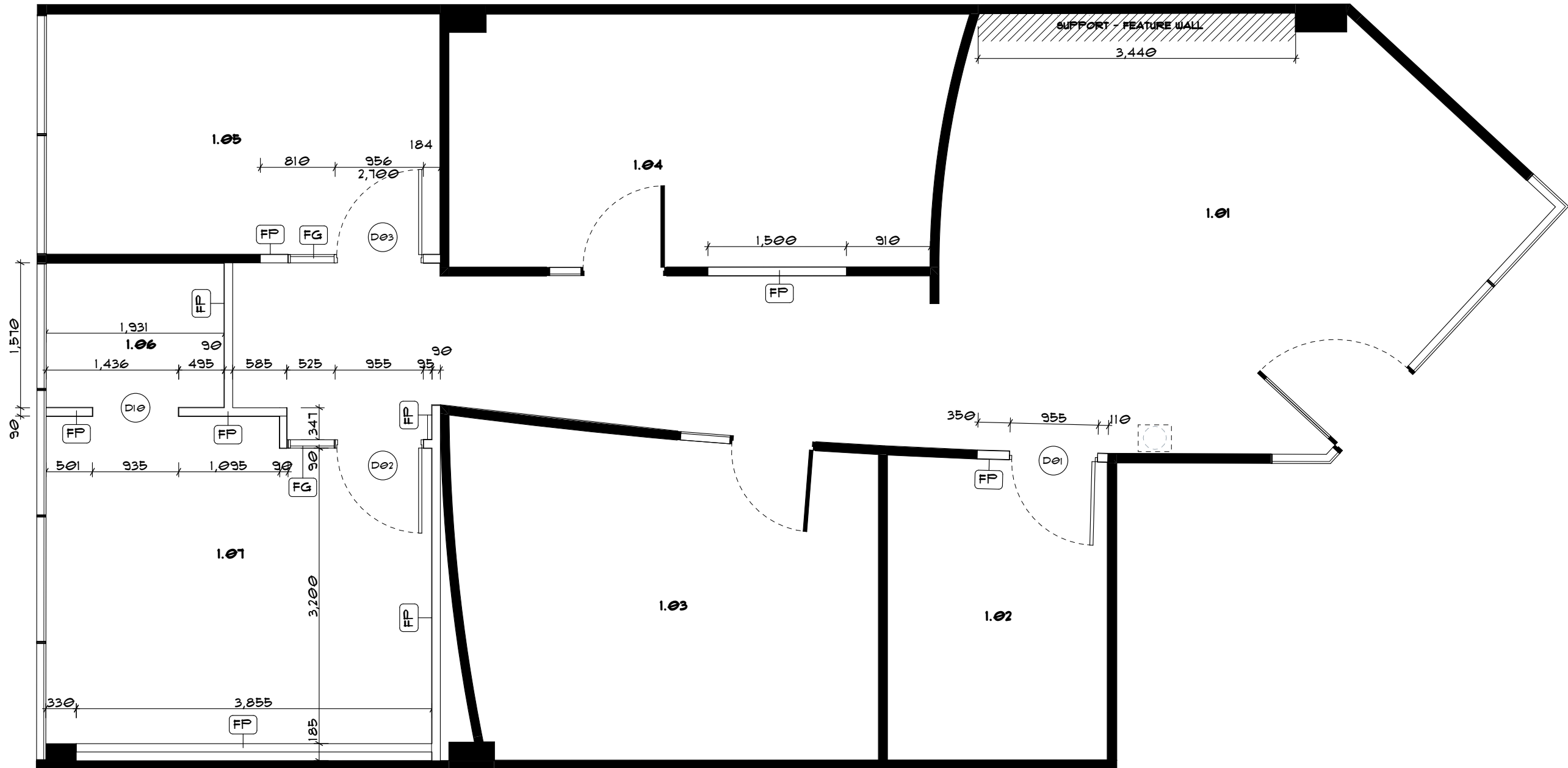
PARTITION PLAN LEGEND

-  DOOR NUMBER
-  FULL HEIGHT OR WALL HUNG JOINERY OR ITEM. ALLOW FOR ADEQUATE SUPPORT IN WALL
-  EXISTING WALLS
-  NEW WALLS

WALL TYPE DESCRIPTIONS

FP - FULL HEIGHT PLASTERBOARD PARTITION FROM FFL TO UNDERSIDE OF CEILING
92MM THICK STANDARD PLASTERBOARD PARTITION CONSTRUCTED FROM 64MM METAL STUD WORK CLAD WITH 1 X 13MM PLASTERBOARD SHEET TO BOTH SIDES.
PROVIDE 15MM THICK DACRON SOUND ABSORBING INSULATION WITHIN THE PARTITION CAVITY.
TAPE SET AND SAND ALL JOINS READY TO TAKE SPECIFIED PAINT FINISH.
PROVIDE 100MM HIGH ALUMINIUM SKIRTING WITH CONCEALED FIXING.
PROVIDE 25MM ALUMINIUM FLATBAR TO WALL/ CEILING JUNCTION.

FG - FULL HEIGHT GLASS PARTITION FROM FFL TO UNDERSIDE OF CEILING, ANODISED FINISH
STANDARD GLASS PARTITION CONSTRUCTED USING 45 X 25 ANODISED ALUMINIUM SNAP-IN GLAZING SECTIONS.
PROVIDE SINGLE OR EQUALLY SPACED PANE(S) OF GLASS BETWEEN MULLIONS.
ALL GLAZED EXTERNAL CORNERS ARE TO BE MULLION FREE AND HAVE BUTT JOINT GLASS DETAIL.
PROVIDE CLEAR GLASS TO PARTITION (TO MEET AUSTRALIAN STANDARDS) WITHIN THE GLAZING SYSTEM WITH SILICONE BUTT JOINS WHERE REQUIRED.



Rev	Issue Date	By	Description
A	20.12.2019	GG	FOR TENDER
B	17.01.2020	GG	FOR TENDER
C	07.02.2020	GG	FOR CONSTRUCTION
D	17.03.2020	GG	As Built



p+61 2 8845 8600
7 Loyds Avenue, Carlingford
NSW 2118 Australia
powerhousegroup.com.au

CT Heart

G04, 3 Carlingford Road,
Epping NSW

As Built

Partition Plan

Job Number: PH950	Building Level: G
Date: 05/05/2020	Scale: 1:50 @ A1
Drawn: GG	Checked: ET

200

Drawing Issue:

D





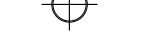


©COPYRIGHT I/We understand that reproduction of whole or part of this document constitutes an infringement of Copyright. I/We acknowledge that this document is confidential and as the recipient of this document, are prohibited from disclosing such information, ideas and concept to any other person or company without prior written consent from Powerhouse Group Pty Ltd. ABN 66 006 386 927

REFLECTED CEILING NOTES

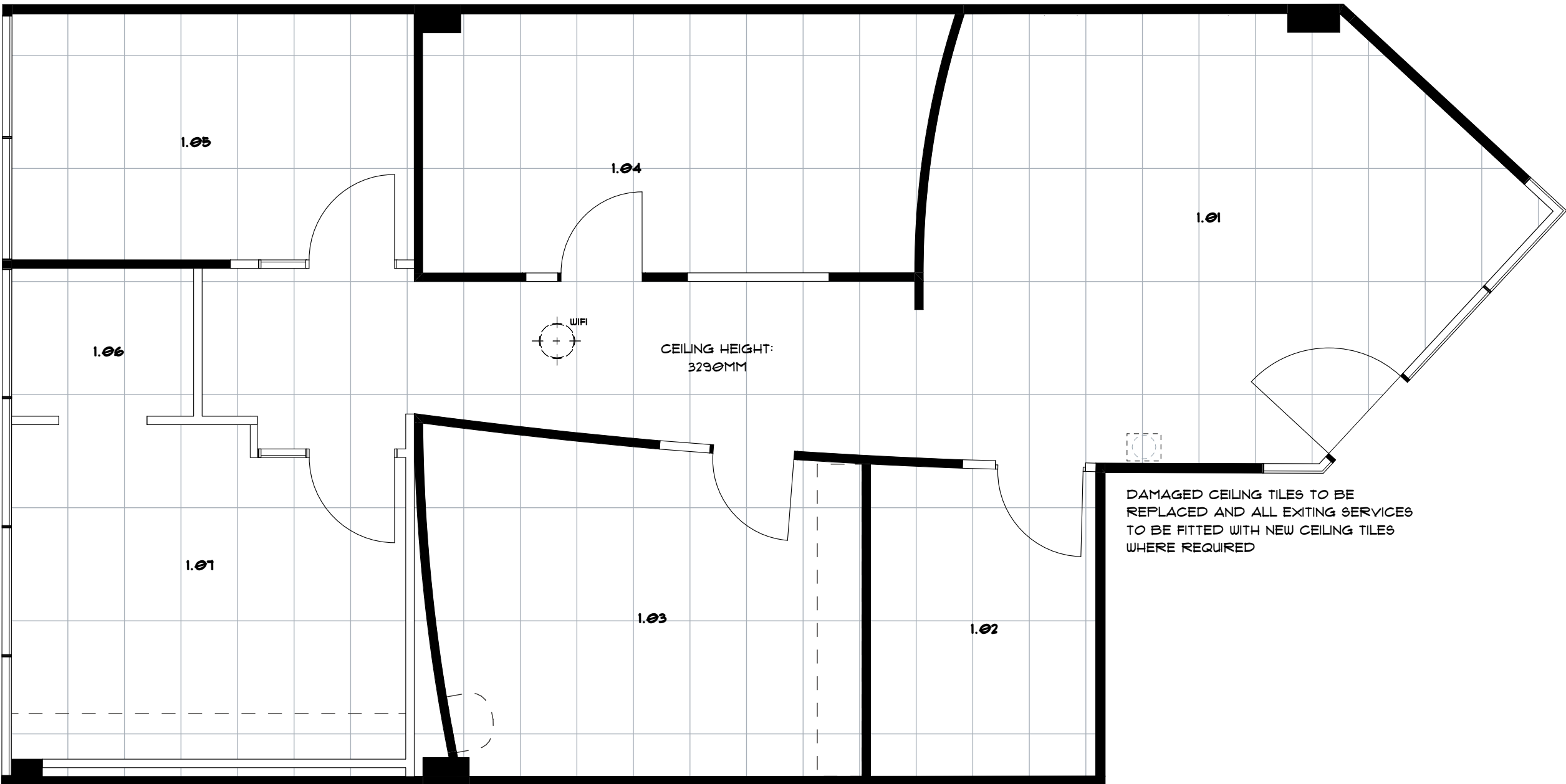
1. RELOCATE EXISTING LIGHT TROFFERS TO SUIT NEW PLAN LAYOUT.
2. INSTALL NEW LIGHT TROFFERS TO MATCH EXISTING WHERE NEEDED. REFER TO LAYOUT.
3. ALLOW TO RELOCATE SPRINKLERS, AIR CONDITIONER DIFFUSER, EXIT SIGNS, SPEAKERS (EWS) TO COMPLY WITH AUSTRALIAN STANDARDS AND NEW LAYOUT.

REFLECTED CEILING PLAN LEGEND

	EXISTING 1200 X 400 CEILING GRID
	NEW PLASTERBOARD CEILING, 2100MM APFL
	NEW LIGHT SWITCH
	NEW MASTER LIGHT SWITCH
	NEW CEILING MOUNTED WFI UNIT

ALL EXISTING CEILING SERVICES TO REMAIN

Rev	Issue Date	By	Description
A	20.12.2019	GG	FOR TENDER
B	17.01.2020	GG	FOR TENDER
C	07.02.2020	GG	FOR CONSTRUCTION
D	17.03.2020	GG	As Built



p+61 2 8845 8600
7 Lloyds Avenue, Carlingford
NSW 2118 Australia
powerhousegroup.com.au

CT Heart

G04, 3 Carlingford Road,
Epping NSW

As Built

Reflected Ceiling Plan

Job Number: PH950	Building Level: G
Date: 05/05/2020	Scale: 1:50 @ A1
Drawn: GG	Checked: ET

300

Drawing Issue:

D



©COPYRIGHT I/We understand that reproduction of whole or part of this document constitutes an infringement of Copyright. I/We acknowledge that this document is confidential and as the recipient of this document, are prohibited from disclosing such information, ideas and concept to any other person or company without prior written consent from Powerhouse Group Pty Ltd. ABN 66 006 386 927

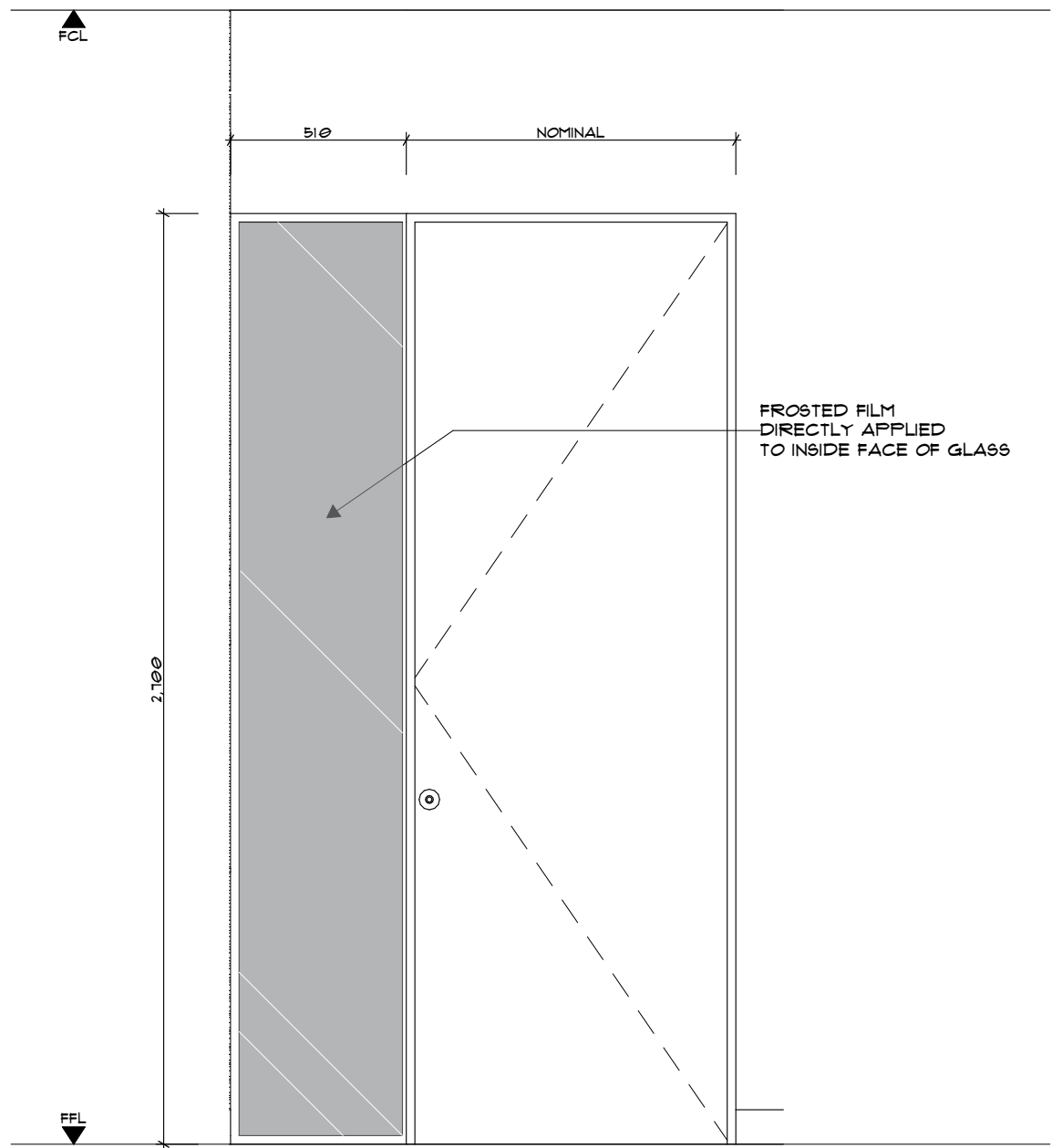
FINISHES NOTES

1. THIS PLAN IS TO BE READ IN CONJUNCTION WITH THE FINISHES SCHEDULE.
2. UNLESS OTHERWISE NOTED BASE BUILDING WALLS, SILLS, COLUMNS AND DOORS ARE TO BE PAINTED.
3. FOR AREAS OF NEW WORKS OR MAKEGOOD, **PAINT F01 UNLESS OTHERWISE NOTED**. REFER TO FINISHES SCHEDULE FOR SPECIFICATIONS.
4. ALLOW TO PAINT ALL NEW DOORS. REFER TO FINISHES SCHEDULE FOR SPECIFICATION.
5. ALLOW FOR (1) COAT OF SEALER AND (2) COATS OF NOMINATED TOP COAT. PAINT TO WALLS AND DOORS AS NOMINATED. REFER TO FINISHES SCHEDULE FOR SPECIFICATION.
6. ALLOW TO PAINT SET ENDS PRIOR TO FIXING ALUMINUM SECTIONS.

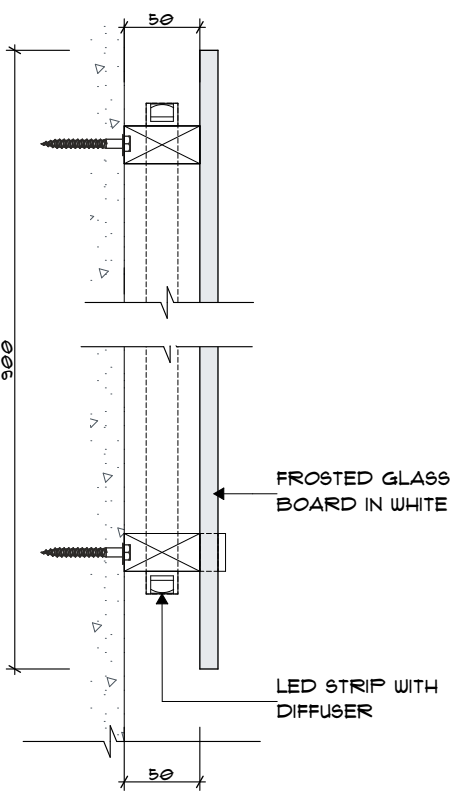
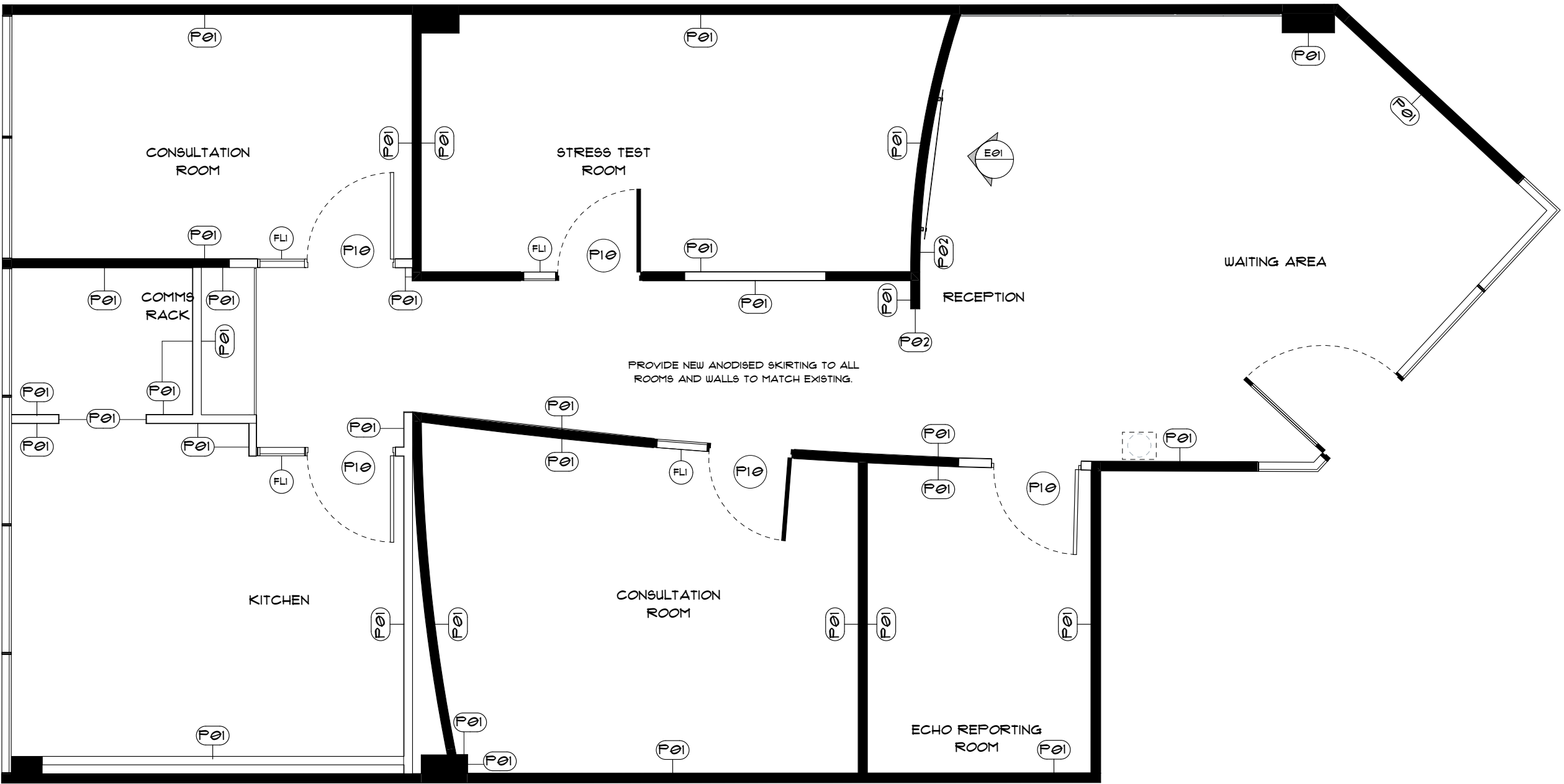
FINISHES PLAN LEGEND

- WALL SURFACE FINISH
- DOOR SURFACE FINISH

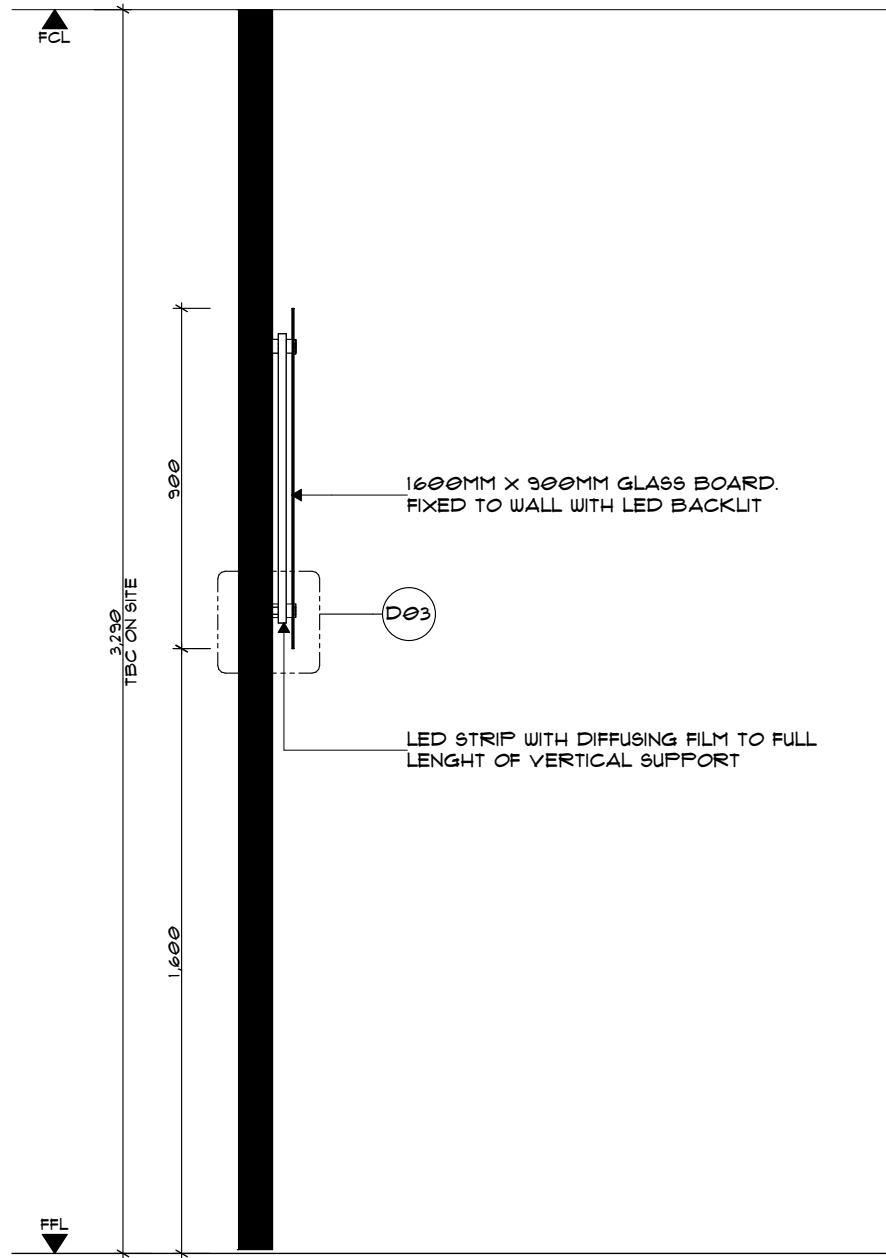
Rev	Issue Date	By	Description
A	20.12.2019	GG	FOR TENDER
B	17.01.2020	GG	FOR TENDER
C	07.02.2020	GG	FOR CONSTRUCTION
D	17.03.2020	GG	As Built



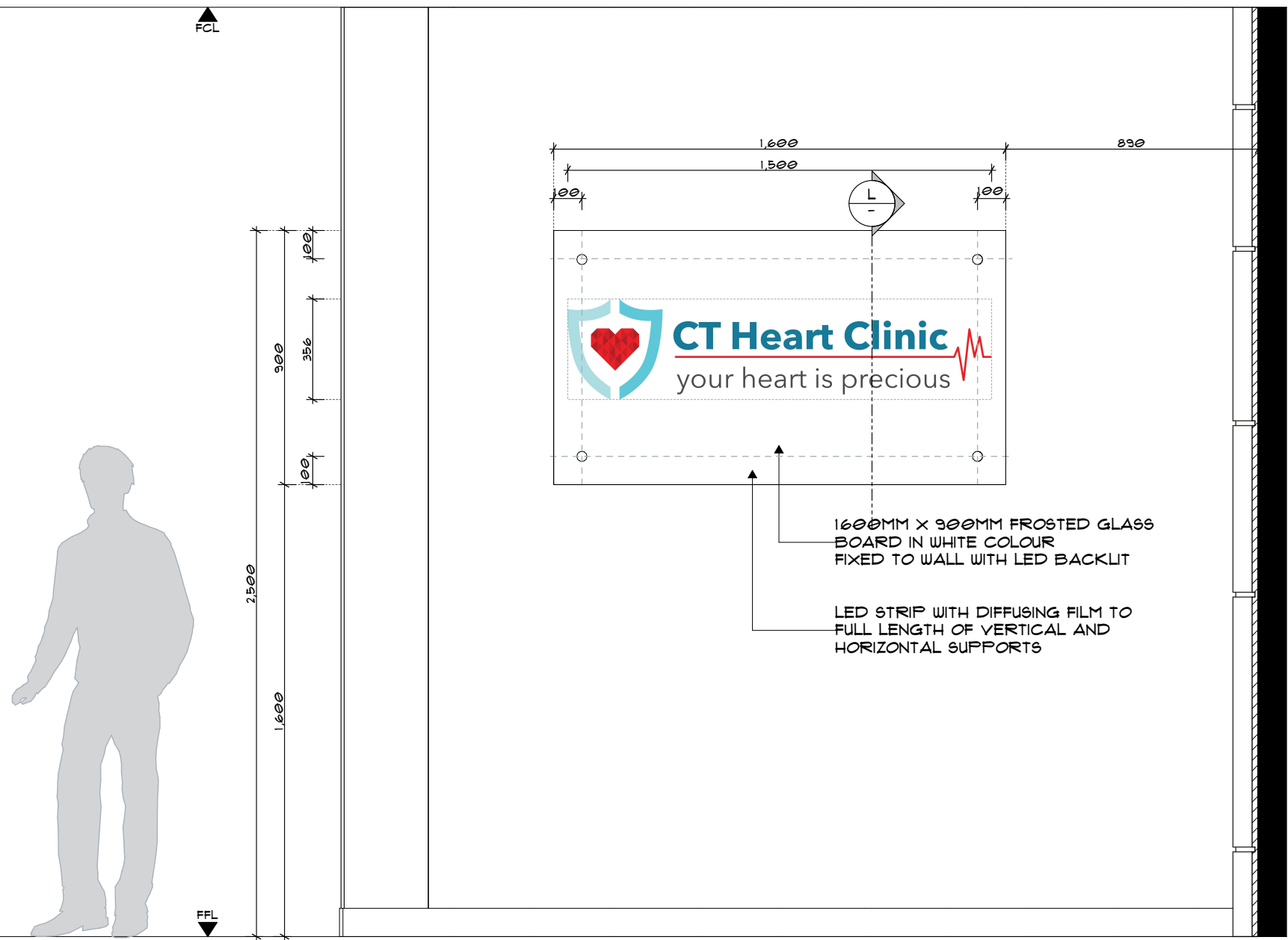
FILM DETAIL
SCALE 1:20



RECESSED SIGNAGE LED LIGHT
SCALE 1:5



SIGNAGE SECTION
SCALE 1:20



SIGNAGE ELEVATION
SCALE 1:20



SIGNAGE PERSPECTIVE
SCALE : NTS

powerhouse
IGROUP

p+61 2 8845 8600
7 Loyds Avenue, Carlingford
NSW 2118 Australia
powerhousegroup.com.au

CT Heart

G04, 3 Carlingford Road,
Epping NSW

As Built

Finishes Plan

Job Number: PH950 Building Level: G
Date: 05/05/2020 Scale: Various @ A1
Drawn: GG Checked: ET

400

Drawing Issue:

D




©COPYRIGHT I/We understand that reproduction of whole or part of this document constitutes an infringement of Copyright. I/We acknowledge that this document is confidential and as the recipient of this document, are prohibited from disclosing such information, ideas and concept to any other person or company without prior written consent from Powerhouse Group Pty Ltd. ABN 66 006 386 927

FINISHES NOTES

1. THIS PLAN IS TO BE READ IN CONJUNCTION WITH THE FINISHES SCHEDULE.
2. UNLESS OTHERWISE NOTED BASE BUILDING WALLS, SILL, COLUMNS AND DOORS ARE TO BE PAINTED.
3. FOR AREAS OF NEW WORKS OR MAKEGOOD, **PAINT P01 UNLESS OTHERWISE NOTED**. REFER TO FINISHES SCHEDULE FOR SPECIFICATIONS.
4. ALLOW TO PAINT ALL NEW DOORS. REFER TO FINISHES SCHEDULE FOR SPECIFICATION.
5. ALLOW FOR (1) COAT OF SEALER AND (2) COATS OF NOMINATED TOP COAT. PAINT TO WALLS AND DOORS AS NOMINATED. REFER TO FINISHES SCHEDULE FOR SPECIFICATION.
6. ALLOW TO PAINT SET ENDS PRIOR TO FIXING ALUMINUM SECTIONS.

FINISHES PLAN LEGEND

- WALL SURFACE FINISH
- DOOR SURFACE FINISH



Rev	Issue Date	By	Description
A	20.12.2019	GG	FOR TENDER
B	17.01.2020	GG	FOR TENDER
C	07.02.2020	GG	FOR CONSTRUCTION
D	17.03.2020	GG	As Built

powerhouse
IGROUP

p+61 2 8845 8600
7 Lloyds Avenue, Carlingford
NSW 2118 Australia
powerhousegroup.com.au

CT Heart

56 Yarrara Road, West Pymble
NSW 2073

As Built

Finishes Plan

Job Number: PH950	Building Level: G
Date: 05/05/2020	Scale: 1:20 @ A1
Drawn: GG	Checked: ET

401

Drawing Issue:

D



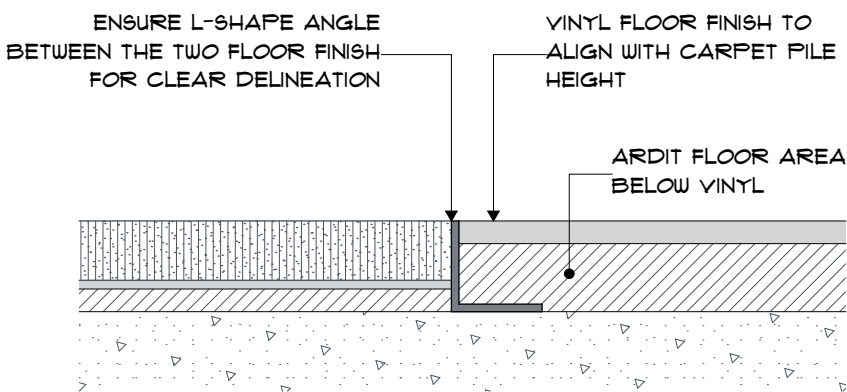
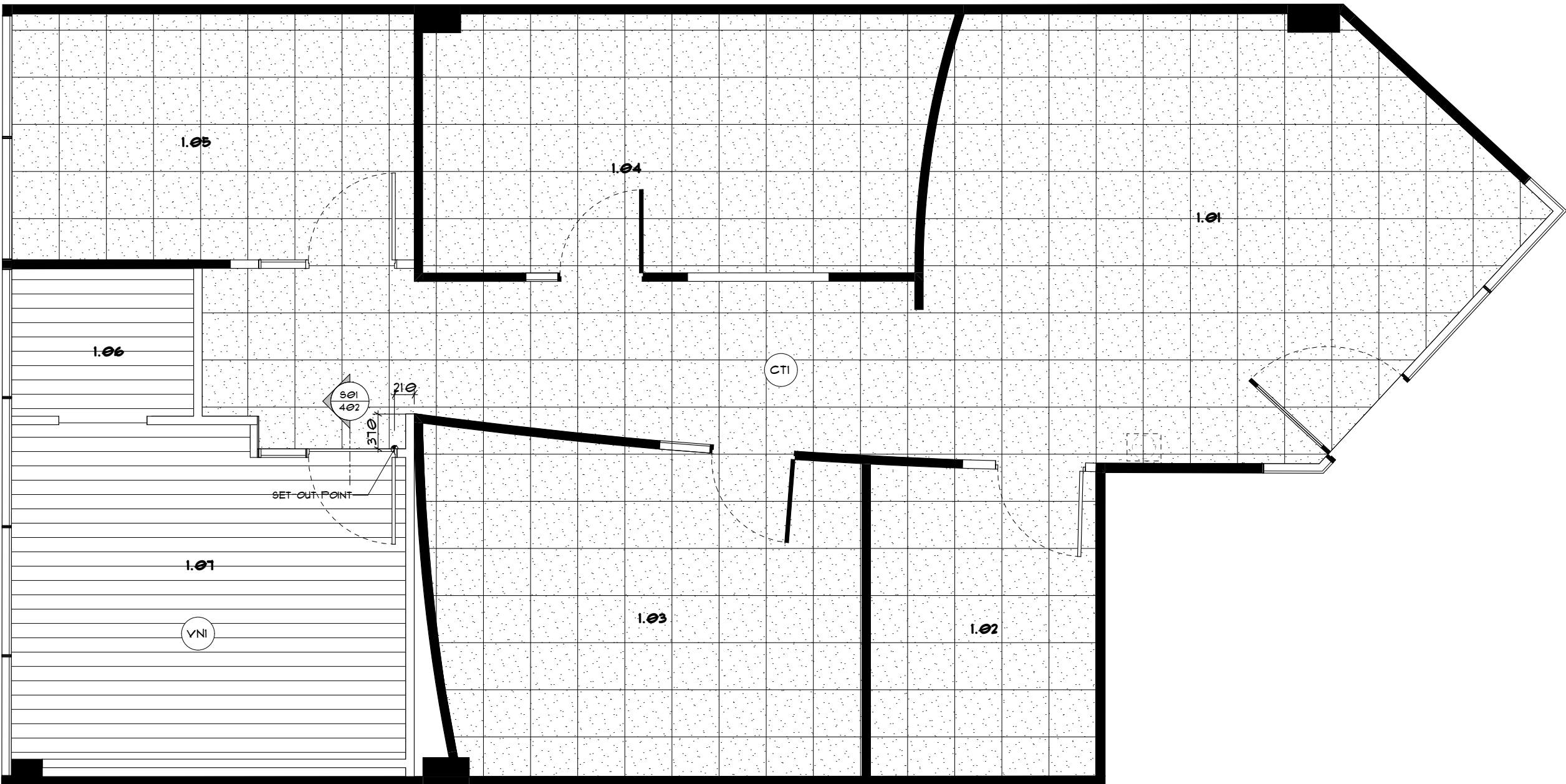
©COPYRIGHT I/We understand that reproduction of whole or part of this document constitutes an infringement of Copyright. I/We acknowledge that this document is confidential and as the recipient of this document, are prohibited from disclosing such information, ideas and concept to any other person or company without prior written consent from Powerhouse Group Pty Ltd. ABN 66 006 386 927

FINISHES NOTES

1. THIS PLAN IS TO BE READ IN CONJUNCTION WITH THE FINISHES SCHEDULE.
2. UNLESS OTHERWISE NOTED BASE BUILDING WALLS, SILLS, COLUMNS AND DOORS ARE TO BE PAINTED.
3. FOR AREAS OF NEW WORKS OR MAKEGOOD, **PAIN P01 UNLESS OTHERWISE NOTED**. REFER TO FINISHES SCHEDULE FOR SPECIFICATIONS.
4. ALLOW TO PAINT ALL NEW DOORS. REFER TO FINISHES SCHEDULE FOR SPECIFICATION.
5. ALLOW FOR (1) COAT OF SEALER AND (2) COATS OF NOMINATED TOP COAT. PAINT TO WALLS AND DOORS AS NOMINATED. REFER TO FINISHES SCHEDULE FOR SPECIFICATION.
6. ALLOW TO PAINT SET ENDS PRIOR TO FIXING ALUMINUM SECTIONS.

FLOOR FINISHES PLAN LEGEND

 FLOOR SURFACE FINISH



 **FLOOR JUNCTION DETAIL CARPET + VINYL**
SCALE 1:1

Rev	Issue Date	By	Description
A	20.12.2019	GG	FOR TENDER
B	17.01.2020	GG	FOR TENDER
C	07.02.2020	GG	FOR CONSTRUCTION
D	17.03.2020	GG	As Built



p+61 2 8845 8600
7 Loyds Avenue, Carlingford
NSW 2118 Australia
powerhousegroup.com.au

CT Heart

G04, 3 Carlingford Road,
Epping NSW

As Built

Floor Finishes Plan

Job Number: PH950 Building Level: G
Date: 05/05/2020 Scale: 1:50, 1:1 @ A1
Drawn: GG Checked: ET

402

Drawing Issue:

D



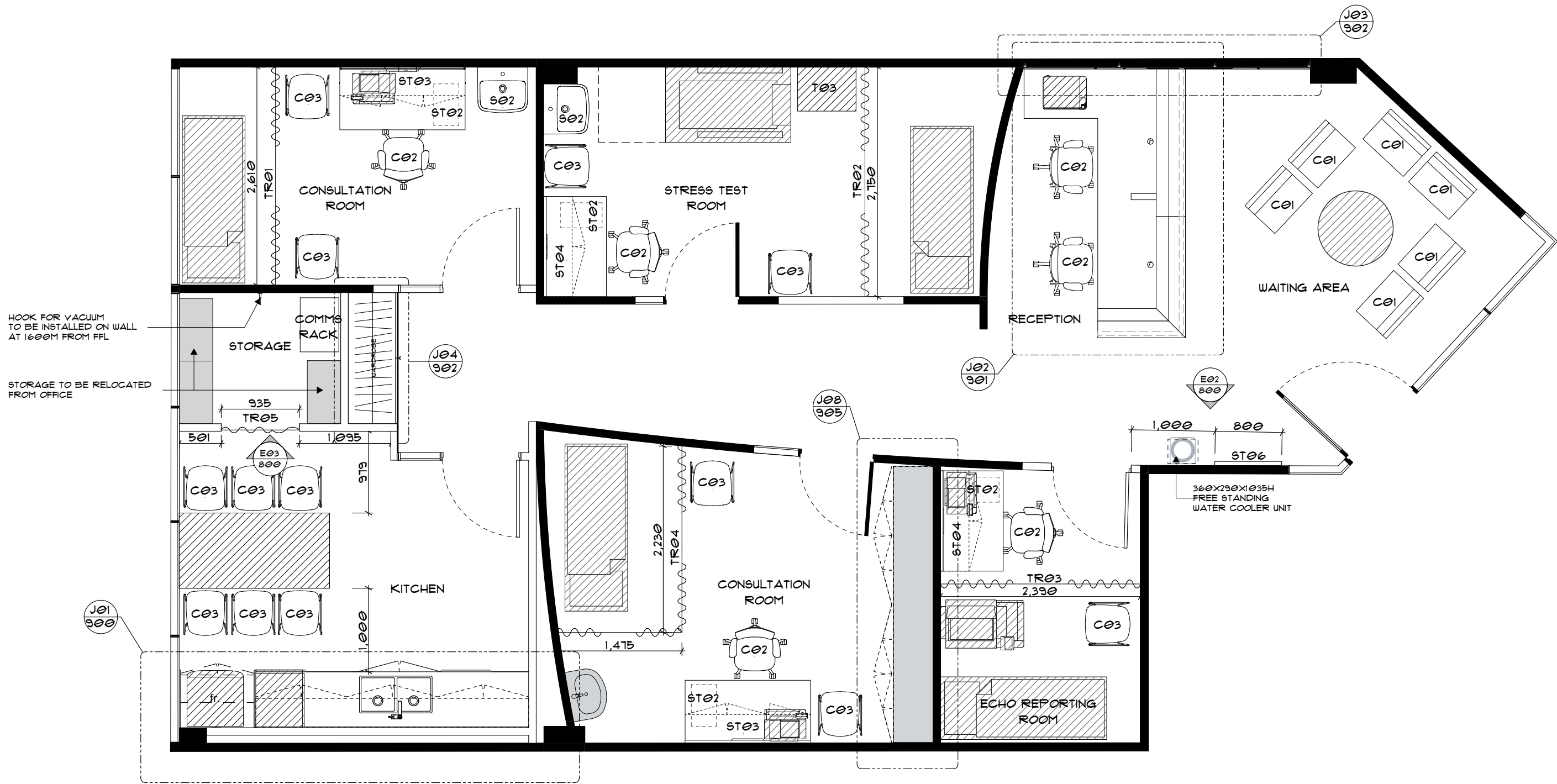
©COPYRIGHT I/We understand that reproduction of whole or part of this document constitutes an Infringement of Copyright. I/We acknowledge that this document is confidential and as the recipient of this document, are prohibited from disclosing such information, ideas and concept to any other person or company without prior written consent from Powerhouse Group Pty Ltd. ABN 66 006 386 927

FURNITURE NOTES

1. THIS DRAWING IS TO BE READ IN CONJUNCTION WITH THE FURNITURE SCHEDULE.
2. FURNITURE SUPPLIERS ARE TO UNWRAP ALL FURNITURE AND REMOVE PACKAGING FROM SITE ON DELIVERY. ALLOW TO PLACE FURNITURE AND LEVEL TABLES.
3. WORKSTATION SUPPLIER TO LIAISE WITH ELECTRICIAN FOR LOCATION OF SERVICES FOR WORKSTATIONS
4. FURNITURE AND WORKSTATION SUPPLIERS TO CHECK ALL CRITICAL MEASUREMENTS ON SITE PRIOR TO MANUFACTURE.

FURNITURE PLAN LEGEND

- EXISTING ITEMS IN EXISTING LOCATION, UNALTERED
- NEW ITEMS
- RELOCATED ITEMS OR ITEMS BY CLIENT



Rev	Issue Date	By	Description
A	20.12.2019	GG	FOR TENDER
B	17.01.2020	GG	FOR TENDER
C	07.02.2020	GG	FOR CONSTRUCTION
D	17.03.2020	GG	As Built

powerhouse
IGROUP

p+61 2 8845 8600
7 Lloyds Avenue, Carlingford
NSW 2116 Australia
powerhousegroup.com.au

CT Heart

G04, 3 Carlingford Road,
Epping NSW

As Built

Furniture Plan

Job Number: PH950 Building Level: G
Date: 05/05/2020 Scale: 1:50 @ A1
Drawn: GG Checked: ET

500

Drawing Issue:

D



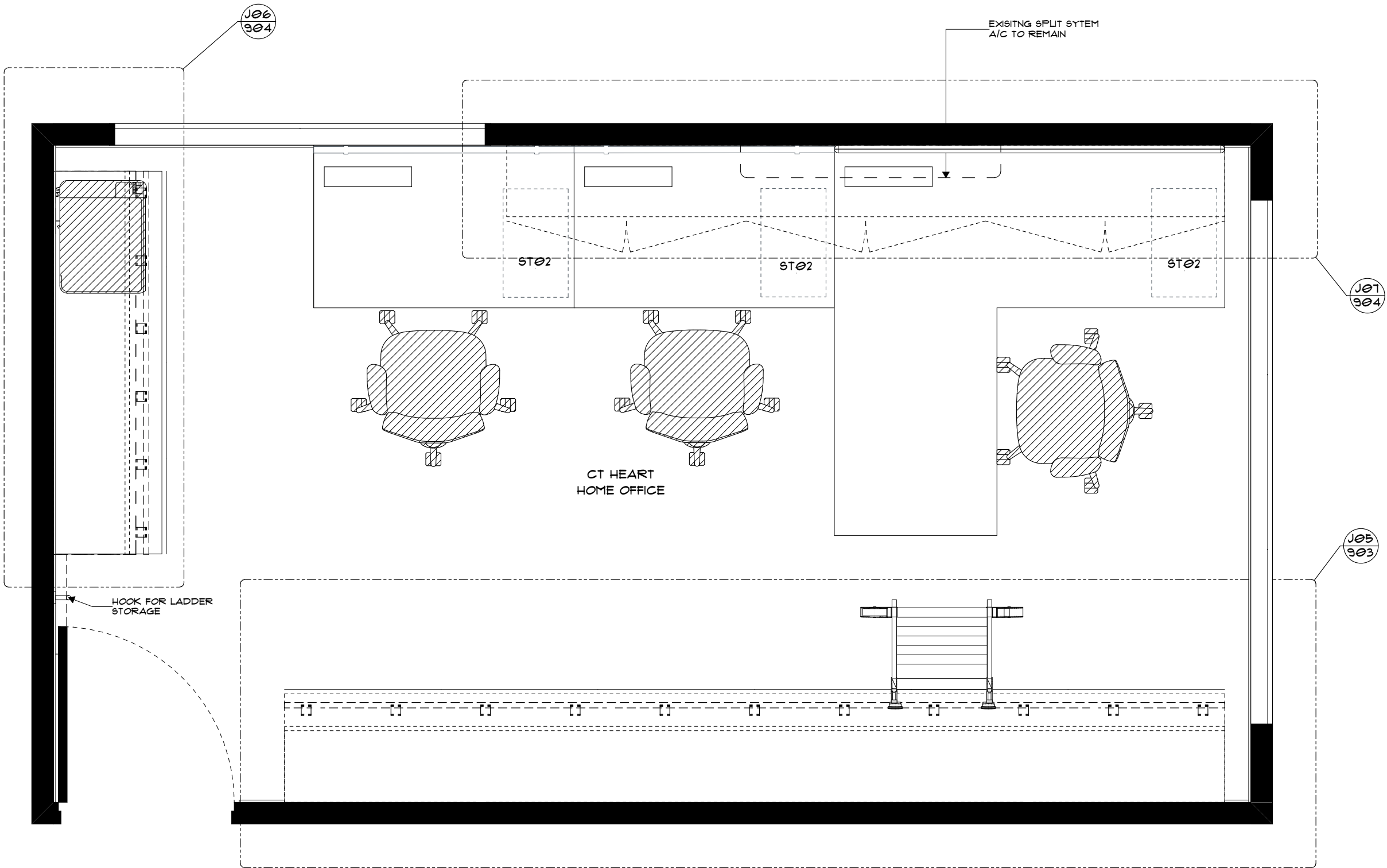
©COPYRIGHT I/We understand that reproduction of whole or part of this document constitutes an infringement of Copyright. I/We acknowledge that this document is confidential and as the recipient of this document, are prohibited from disclosing such information, ideas and concept to any other person or company without prior written consent from Powerhouse Group Pty Ltd. ABN 66 006 386 927

FURNITURE NOTES

1. THIS DRAWING IS TO BE READ IN CONJUNCTION WITH THE FURNITURE SCHEDULE.
2. FURNITURE SUPPLIERS ARE TO UNWRAP ALL FURNITURE AND REMOVE PACKAGING FROM SITE ON DELIVERY. ALLOW TO PLACE FURNITURE AND LEVEL TABLES.
3. WORKSTATION SUPPLIER TO LIAISE WITH ELECTRICIAN FOR LOCATION OF SERVICES FOR WORKSTATIONS
4. FURNITURE AND WORKSTATION SUPPLIERS TO CHECK ALL CRITICAL MEASUREMENTS ON SITE PRIOR TO MANUFACTURE.

FURNITURE PLAN LEGEND

- EXISTING ITEMS IN EXISTING LOCATION, UNALTERED
- NEW ITEMS
- RELOCATED ITEMS OR ITEMS BY CLIENT



Rev	Issue Date	By	Description
A	20.12.2019	GG	FOR TENDER
B	17.01.2020	GG	FOR TENDER
C	07.02.2020	GG	FOR CONSTRUCTION
D	17.03.2020	GG	As Built



p+61 2 8845 8600
7 Lloyds Avenue, Carlingford
NSW 2118 Australia
powerhousegroup.com.au

CT Heart

56 Yarrara Road, West Pymble
NSW 2073

As Built

Furniture Plan

Job Number: PH950 Building Level: G
Date: 05/05/2020 Scale: 1:20 @ A1
Drawn: GG Checked: ET

501

Drawing Issue:

D



©COPYRIGHT I/We understand that reproduction of whole or part of this document constitutes an infringement of Copyright. I/We acknowledge that this document is confidential and as the recipient of this document, are prohibited from disclosing such information, ideas and concept to any other person or company without prior written consent from Powerhouse Group Pty Ltd. ABN 66 006 386 927

WORKSTATION NOTES

1. REFER TO DETAIL DRAWINGS FOR WORKSTATION FOOTPRINT DETAILS AND SCREEN DETAILS.
2. WORKSTATION SUPPLIER TO Liaise WITH ELECTRICIAN FOR LOCATION OF SERVICES TO WORKSTATIONS.
3. WORKSTATION SUPPLIER TO SITE CHECK ALL CRITICAL DIMENSIONS PRIOR TO MANUFACTURE OF FURNITURE. ALL ACCESS OPENINGS/ CORRIDORS TO WORKSTATION CLUSTER TO BE A MINIMUM OF 1000MM TO COMPLY WITH BCA REQUIREMENTS.
4. WORKSTATION CONTRACTOR TO PROVIDE SHOP DRAWINGS FOR APPROVAL PRIOR TO MANUFACTURE.

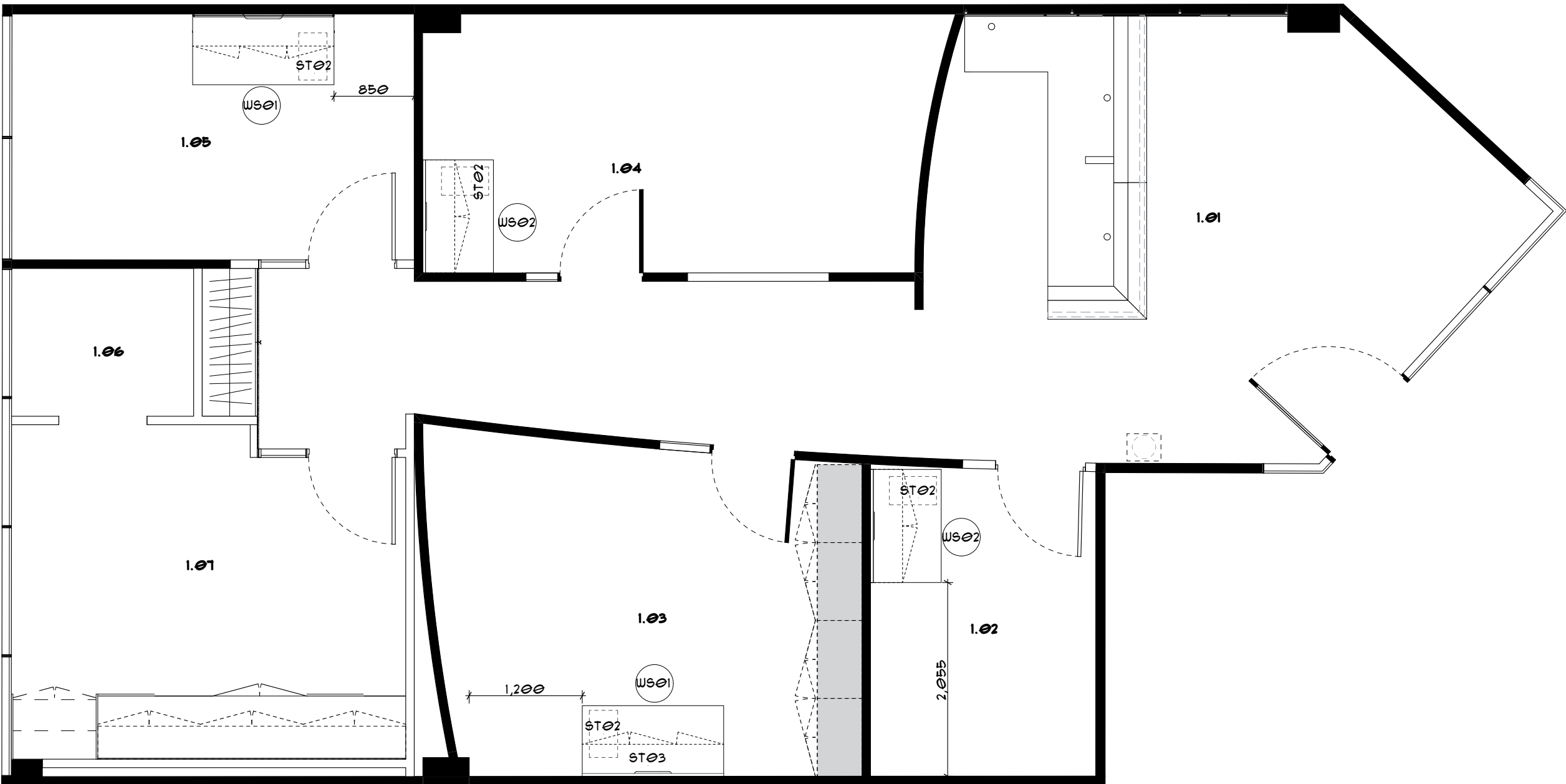
WORKSTATION PLAN LEGEND



WORKSTATION CODE

WORKSTATIONS ARE ENIGMA
FROM INFINITY

Rev	Issue Date	By	Description
A	20.12.2019	GG	FOR TENDER
B	17.01.2020	GG	FOR TENDER
C	07.02.2020	GG	FOR CONSTRUCTION
D	17.03.2020	GG	As Built



p+61 2 8845 8600
7 Lloyds Avenue, Carlingford
NSW 2118 Australia
powerhousegroup.com.au

CT Heart

G04, 3 Carlingford Road,
Epping NSW

As Built

Workstation Plan

Job Number: PH950 Building Level: G
Date: 05/05/2020 Scale: 1:50 @ A1
Drawn: GG Checked: ET

550

Drawing Issue:

D



©COPYRIGHT I/We understand that reproduction of whole or part of this document constitutes an infringement of Copyright. I/We acknowledge that this document is confidential and as the recipient of this document, are prohibited from disclosing such information, ideas and concept to any other person or company without prior written consent from Powerhouse Group Pty Ltd. ABN 66 006 386 927

WORKSTATION NOTES

- 1. REFER TO DETAIL DRAWINGS FOR WORKSTATION FOOTPRINT DETAILS AND SCREEN DETAILS.
- 2. WORKSTATION SUPPLIER TO LIAISE WITH ELECTRICIAN FOR LOCATION OF SERVICES TO WORKSTATIONS.
- 3. WORKSTATION SUPPLIER TO SITE CHECK ALL CRITICAL DIMENSIONS PRIOR TO MANUFACTURE OF FURNITURE. ALL ACCESS OPENINGS/ CORRIDORS TO WORKSTATION CLUSTER TO BE A MINIMUM OF 1000MM TO COMPLY WITH BCA REQUIREMENTS.
- 4. WORKSTATION CONTRACTOR TO PROVIDE SHOP DRAWINGS FOR APPROVAL PRIOR TO MANUFACTURE.

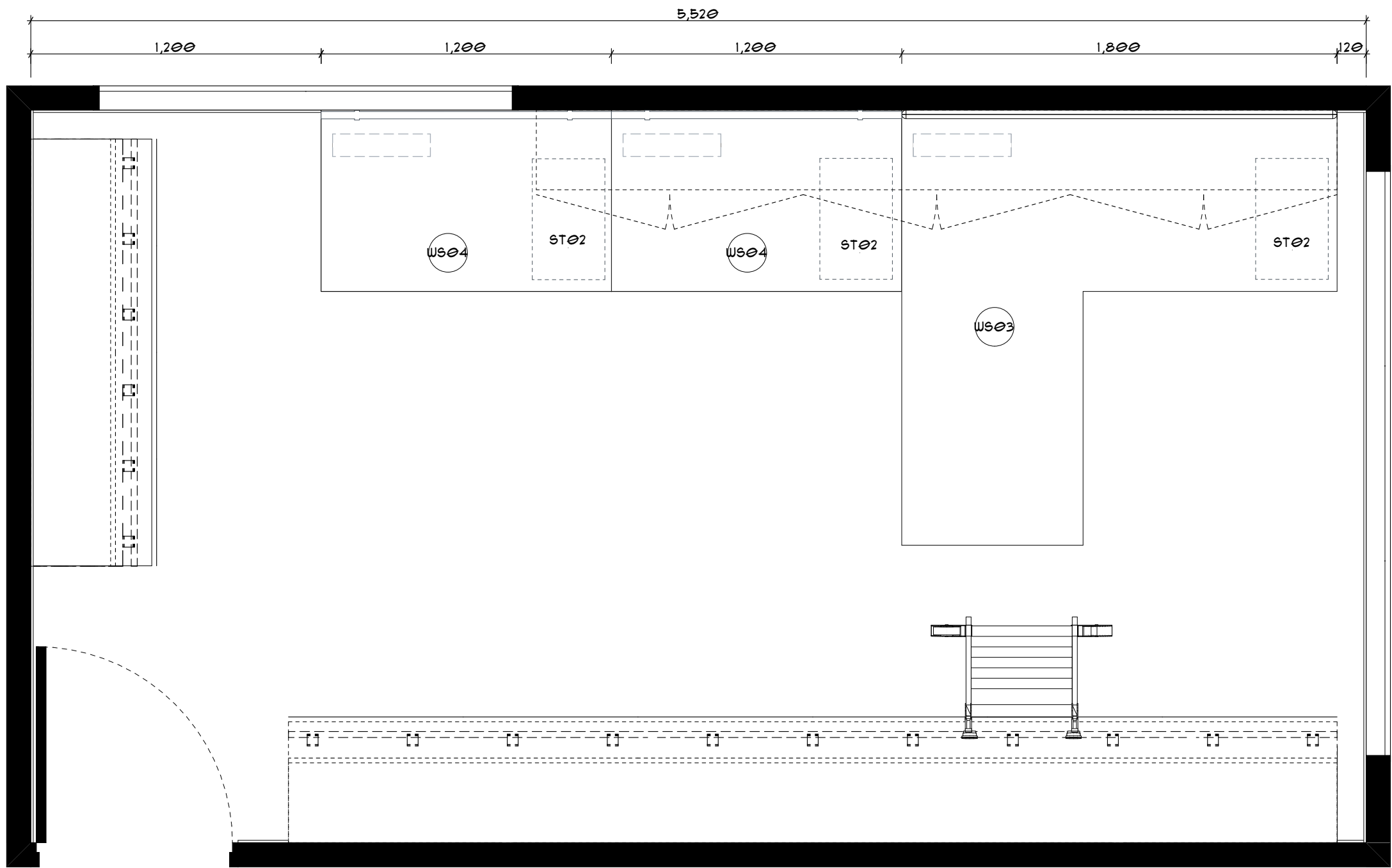
WORKSTATION PLAN LEGEND



WORKSTATION CODE

WORKSTATIONS ARE ENIGMA
FROM INFINITY

Rev	Issue Date	By	Description
A	20.12.2019	GG	FOR TENDER
B	17.01.2020	GG	FOR TENDER
C	07.02.2020	GG	FOR CONSTRUCTION
D	17.03.2020	GG	As Built



p+61 2 8845 8600
7 Lloyds Avenue, Carlingford
NSW 2118 Australia
powerhousegroup.com.au

CT Heart

56 Yarrara Road, West Pymble
NSW 2073

As Built

Workstation Plan

Job Number: PH950 Building Level: G
Date: 05/05/2020 Scale: 1:20 @ A1
Drawn: GG Checked: ET

551

Drawing Issue:

D

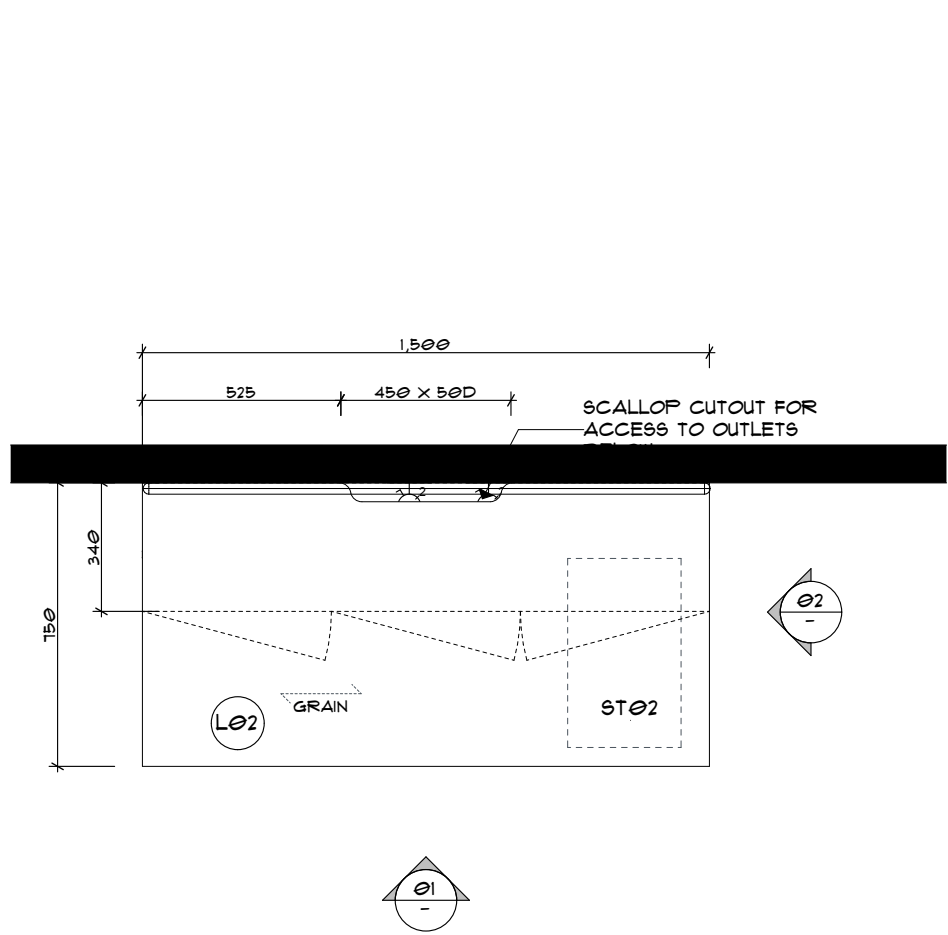


©COPYRIGHT I/We understand that reproduction of whole or part of this document constitutes an infringement of Copyright. I/We acknowledge that this document is confidential and as the recipient of this document, are prohibited from disclosing such information, ideas and concept to any other person or company without prior written consent from Powerhouse Group Pty Ltd. ABN 66 006 386 927

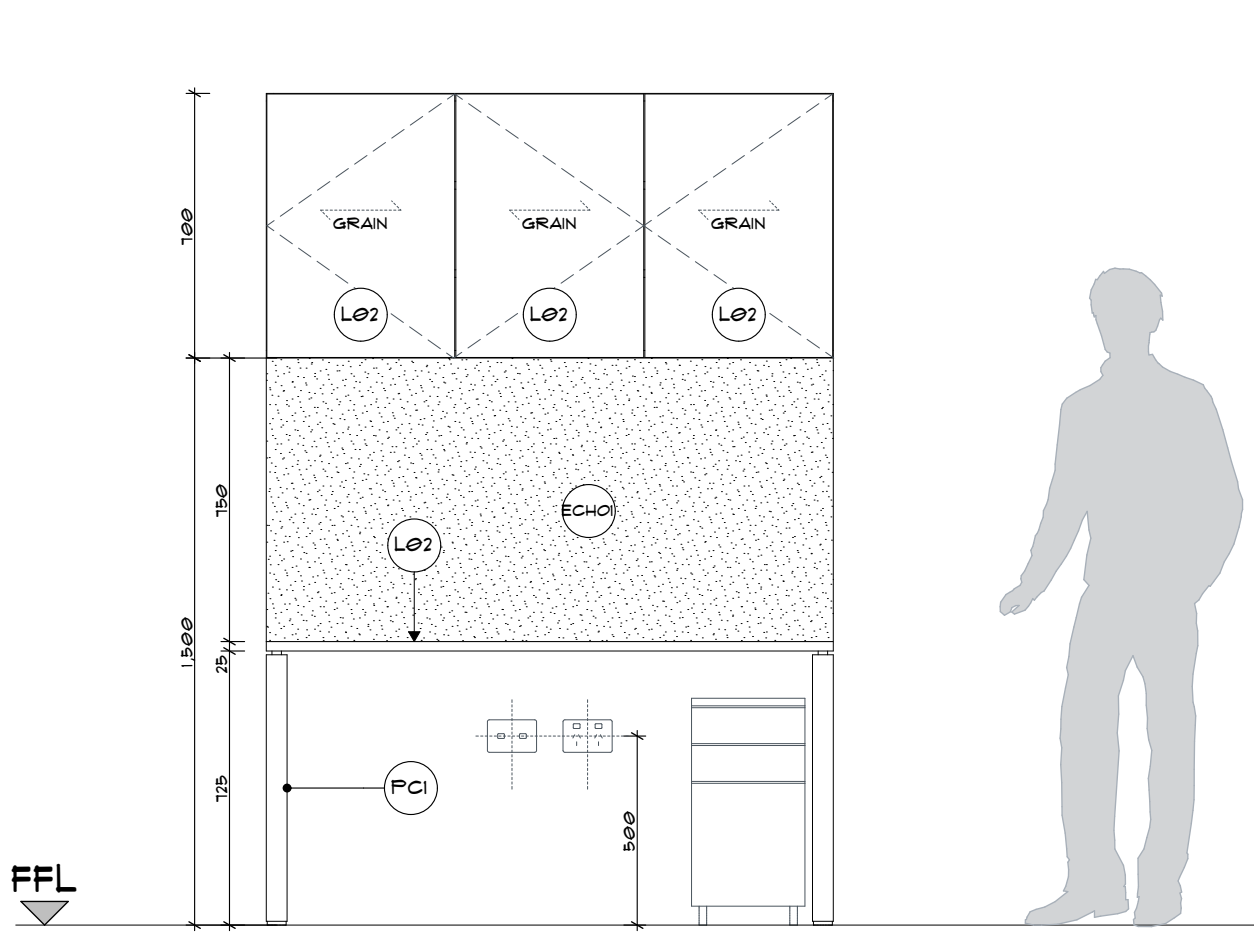
WORKSTATION NOTES

- REFER TO DETAIL DRAWINGS FOR WORKSTATION FOOTPRINT DETAILS AND SCREEN DETAILS.
- WORKSTATION SUPPLIER TO LIAISE WITH ELECTRICIAN FOR LOCATION OF SERVICES TO WORKSTATIONS.
- WORKSTATION SUPPLIER TO SITE CHECK ALL CRITICAL DIMENSIONS PRIOR TO MANUFACTURE OF FURNITURE. ALL ACCESS OPENINGS/ CORRIDORS TO WORKSTATION CLUSTER TO BE A MINIMUM OF 1000MM TO COMPLY WITH BCA REQUIREMENTS.
- WORKSTATION CONTRACTOR TO PROVIDE SHOP DRAWINGS FOR APPROVAL PRIOR TO MANUFACTURE.

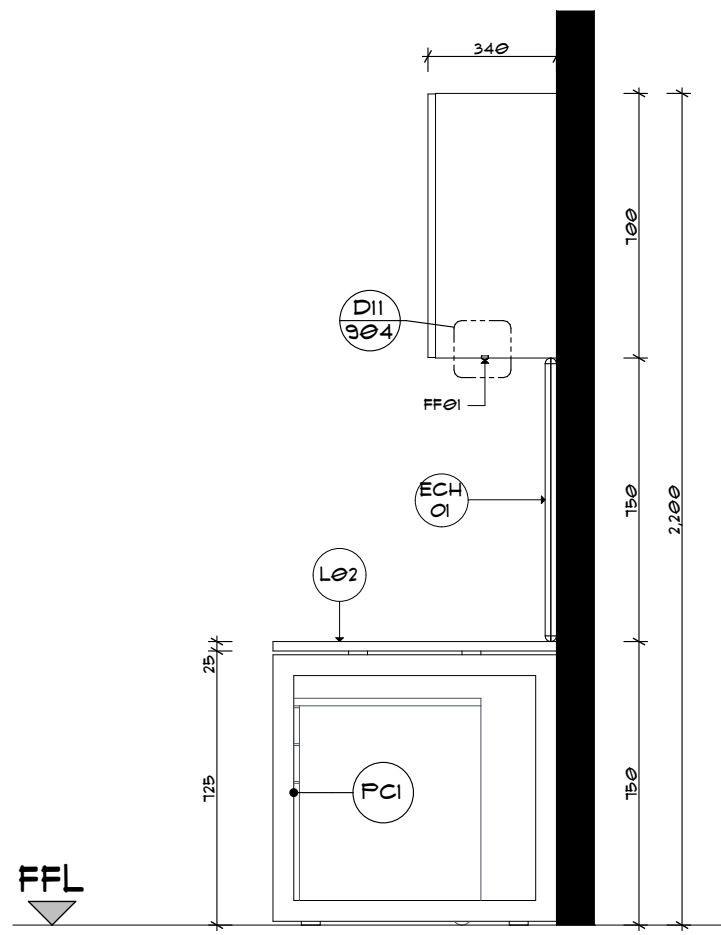
WORKSTATIONS ARE ENIGMA FROM INFINITY



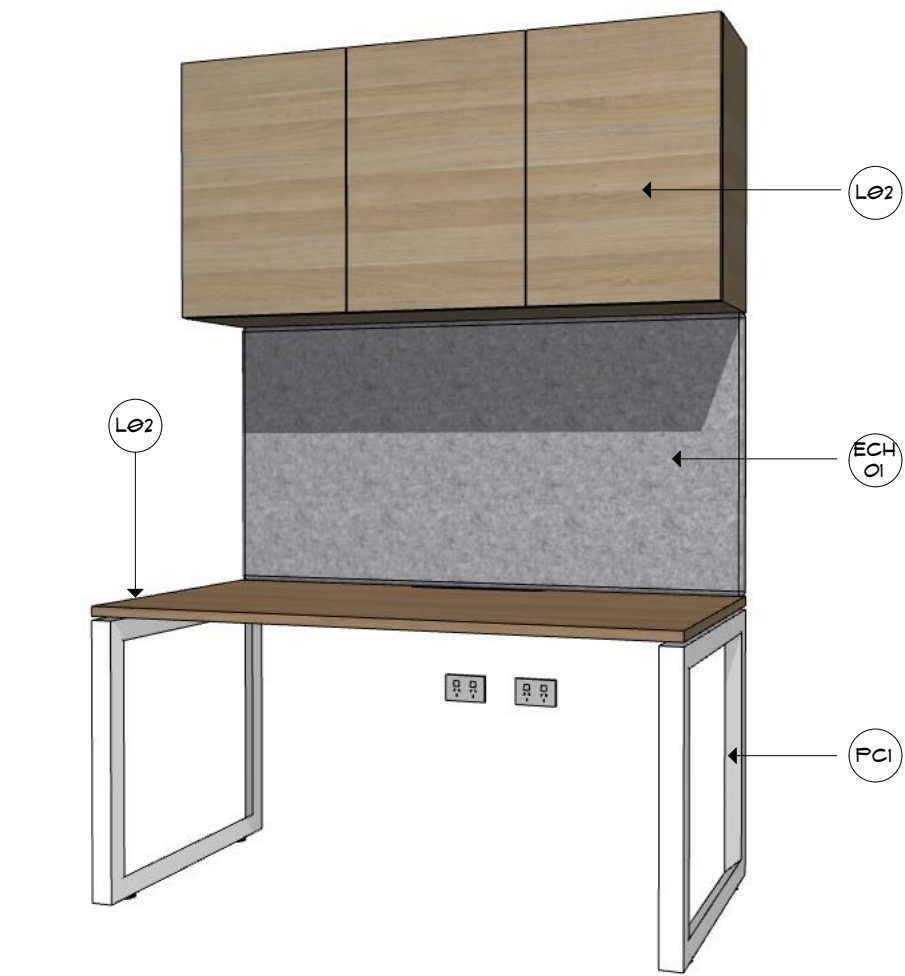
W001 WORKSTATION PLAN
SCALE 1:20



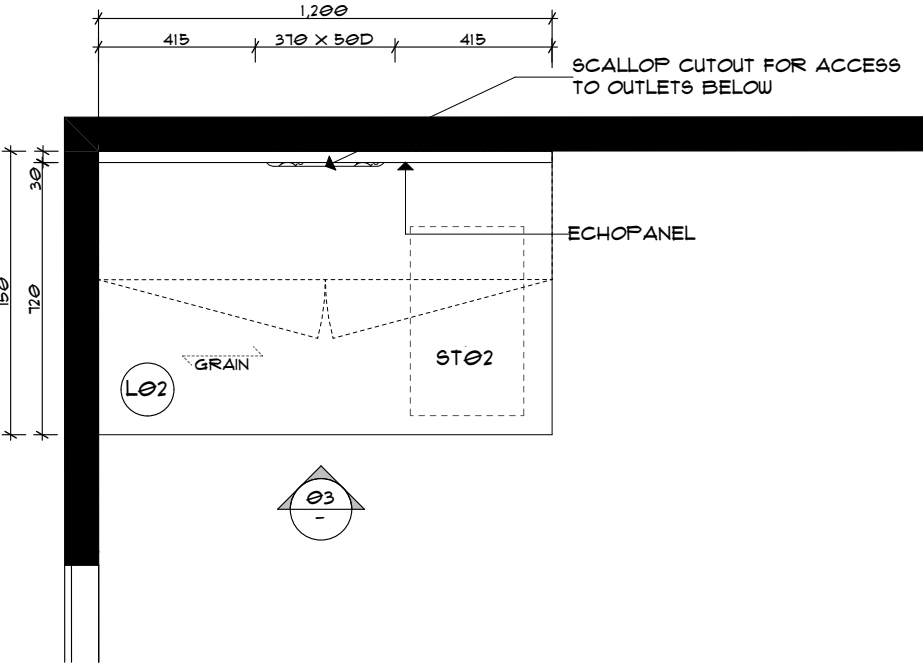
01 WORKSTATION ELEVATION
SCALE 1:20



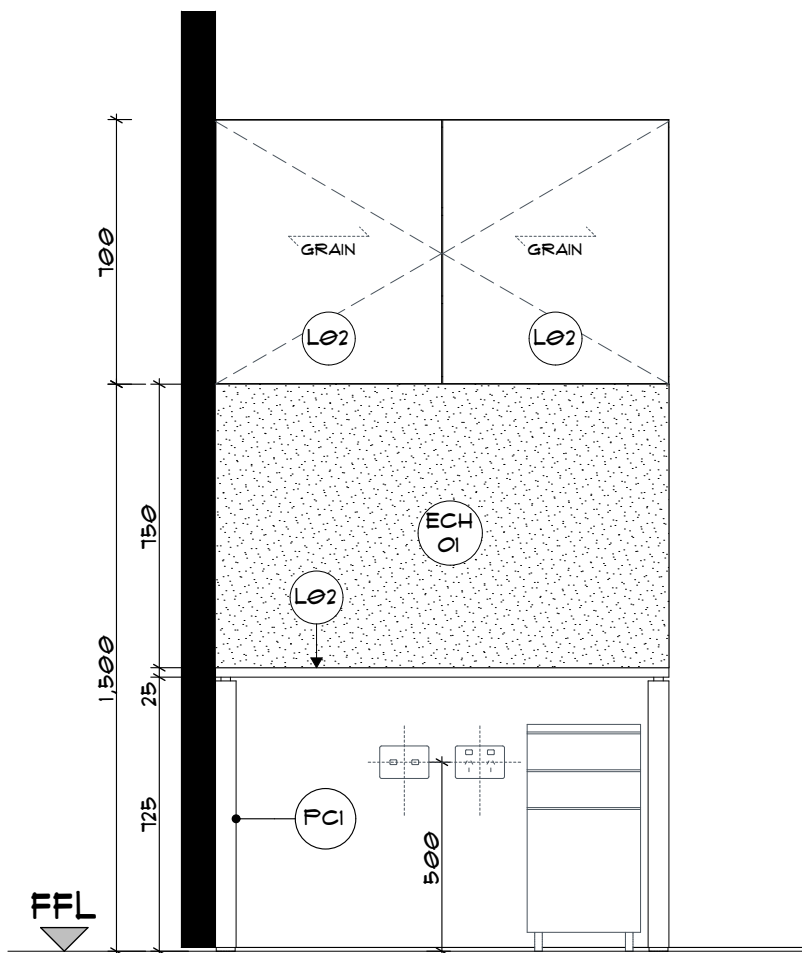
02 WORKSTATION ELEVATION
SCALE 1:20



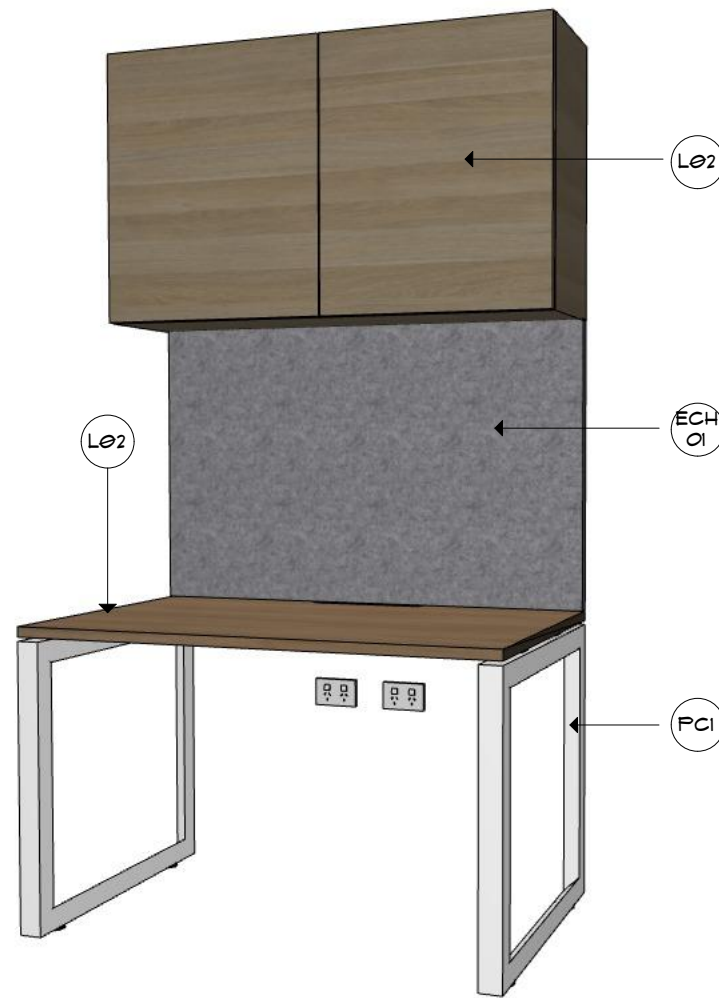
3D W001 PERSPECTIVE
SCALE: NTS



W002 WORKSTATION PLAN
SCALE 1:20



03 WORKSTATION ELEVATION
SCALE 1:20



3D W002 PERSPECTIVE
SCALE: NTS

Rev	Issue Date	By	Description
A	20.12.2019	GG	FOR TENDER
B	17.01.2020	GG	FOR TENDER
C	07.02.2020	GG	FOR CONSTRUCTION
D	17.03.2020	GG	As Built

powerhouse
IGROUP

p+61 2 8845 8600
7 Loyds Avenue, Carlingford
NSW 2118 Australia
powerhousegroup.com.au

CT Heart

G04, 3 Carlingford Road,
Epping NSW

As Built

Workstation Details

Job Number: PH950 Building Level: G
Date: 05/05/2020 Scale: Various @ A1
Drawn: GG Checked: ET

552

Drawing Issue:

D



©COPYRIGHT I/We understand that reproduction of whole or part of this document constitutes an infringement of Copyright. I/We acknowledge that this document is confidential and as the recipient of this document, are prohibited from disclosing such information, ideas and concept to any other person or company without prior written consent from Powerhouse Group Pty Ltd. ABN 66 006 386 927

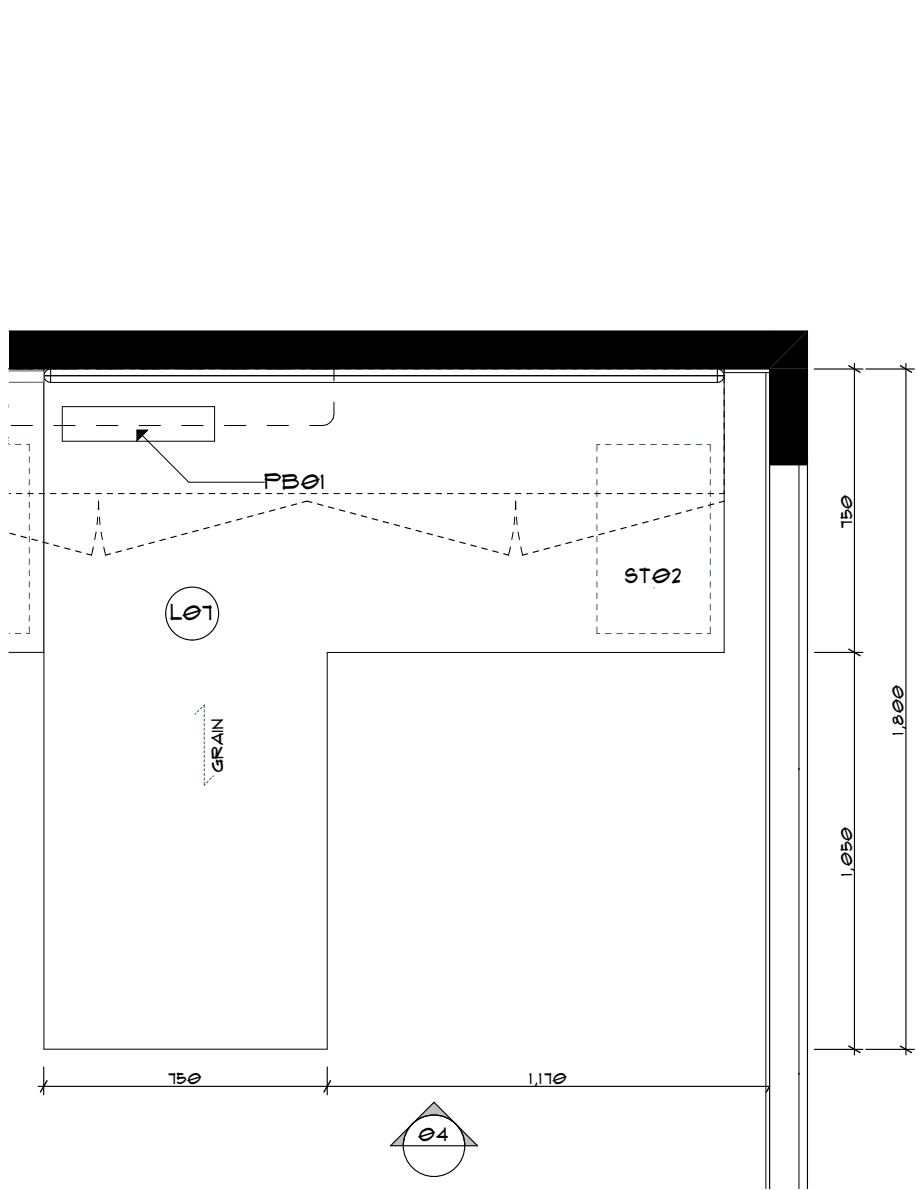
WORKSTATION NOTES

1. REFER TO DETAIL DRAWINGS FOR WORKSTATION FOOTPRINT DETAILS AND SCREEN DETAILS.
2. WORKSTATION SUPPLIER TO Liaise WITH ELECTRICIAN FOR LOCATION OF SERVICES TO WORKSTATIONS.
3. WORKSTATION SUPPLIER TO SITE CHECK ALL CRITICAL DIMENSIONS PRIOR TO MANUFACTURE OF FURNITURE. ALL ACCESS OPENINGS/ CORRIDORS TO WORKSTATION CLUSTER TO BE A MINIMUM OF 1000MM TO COMPLY WITH BCA REQUIREMENTS.
4. WORKSTATION CONTRACTOR TO PROVIDE SHOP DRAWINGS FOR APPROVAL PRIOR TO MANUFACTURE.

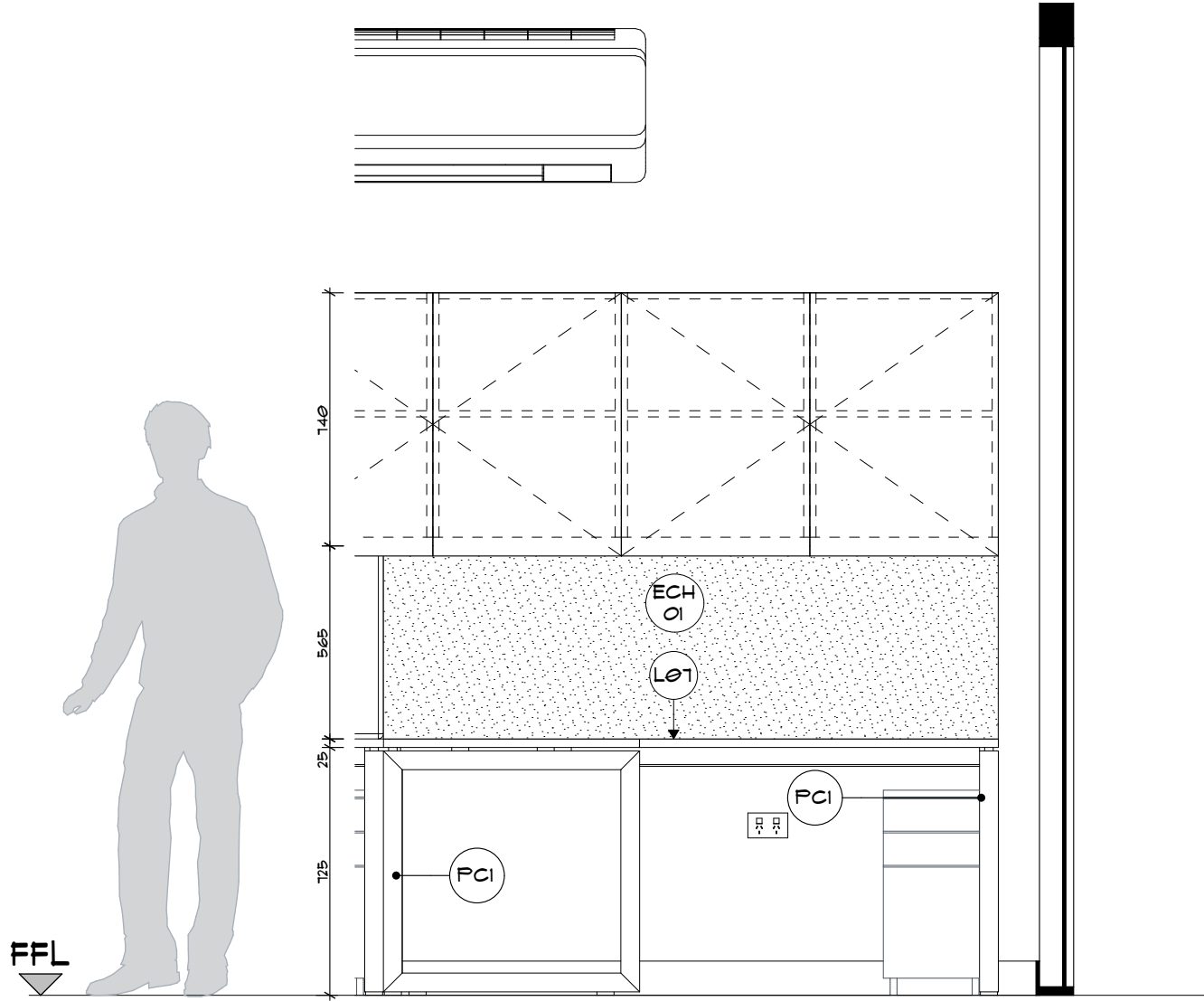
WORKSTATION PLAN LEGEND

- W01 WORKSTATION CODE
- PP POWER POLE FOR SERVICES RETICULATION

WORKSTATIONS ARE ENIGMA FROM INFINITY



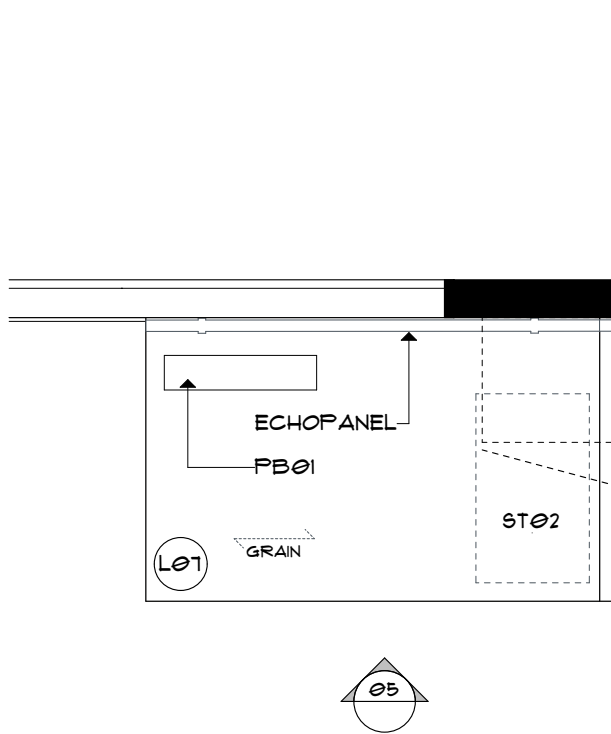
W03 WORKSTATION PLAN
SCALE 1:20



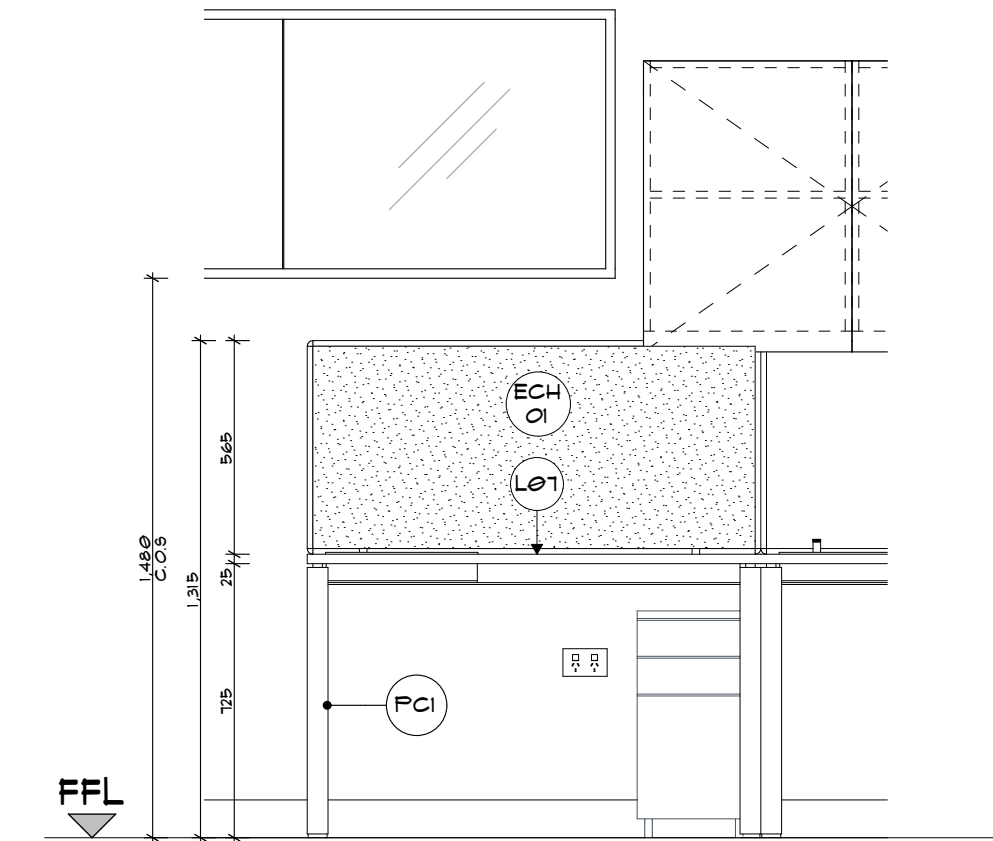
W03 WORKSTATION ELEVATION
SCALE 1:20



3D W03 PERSPECTIVE
SCALE: NTS




W04 WORKSTATION PLAN
SCALE 1:20



W04 WORKSTATION ELEVATION
SCALE 1:20



3D W04 PERSPECTIVE
SCALE: NTS



D12 ECHO PANEL DETAIL
SCALE 1:10

Rev	Issue Date	By	Description
B	17.01.2020	GG	FOR TENDER
C	07.02.2020	GG	FOR CONSTRUCTION
D	17.03.2020	GG	As Built

powerhouse
IGROUP

p+61 2 8845 8600
7 Loyds Avenue, Carlingford
NSW 2118 Australia
powerhousegroup.com.au

CT Heart

56 Yarrara Road, West Pymble
NSW 2073

As Built

Workstation Details

Job Number: PH950 Building Level: G
Date: 05/05/2020 Scale: Various @ A1
Drawn: GG Checked: ET

553

Drawing Issue:

D



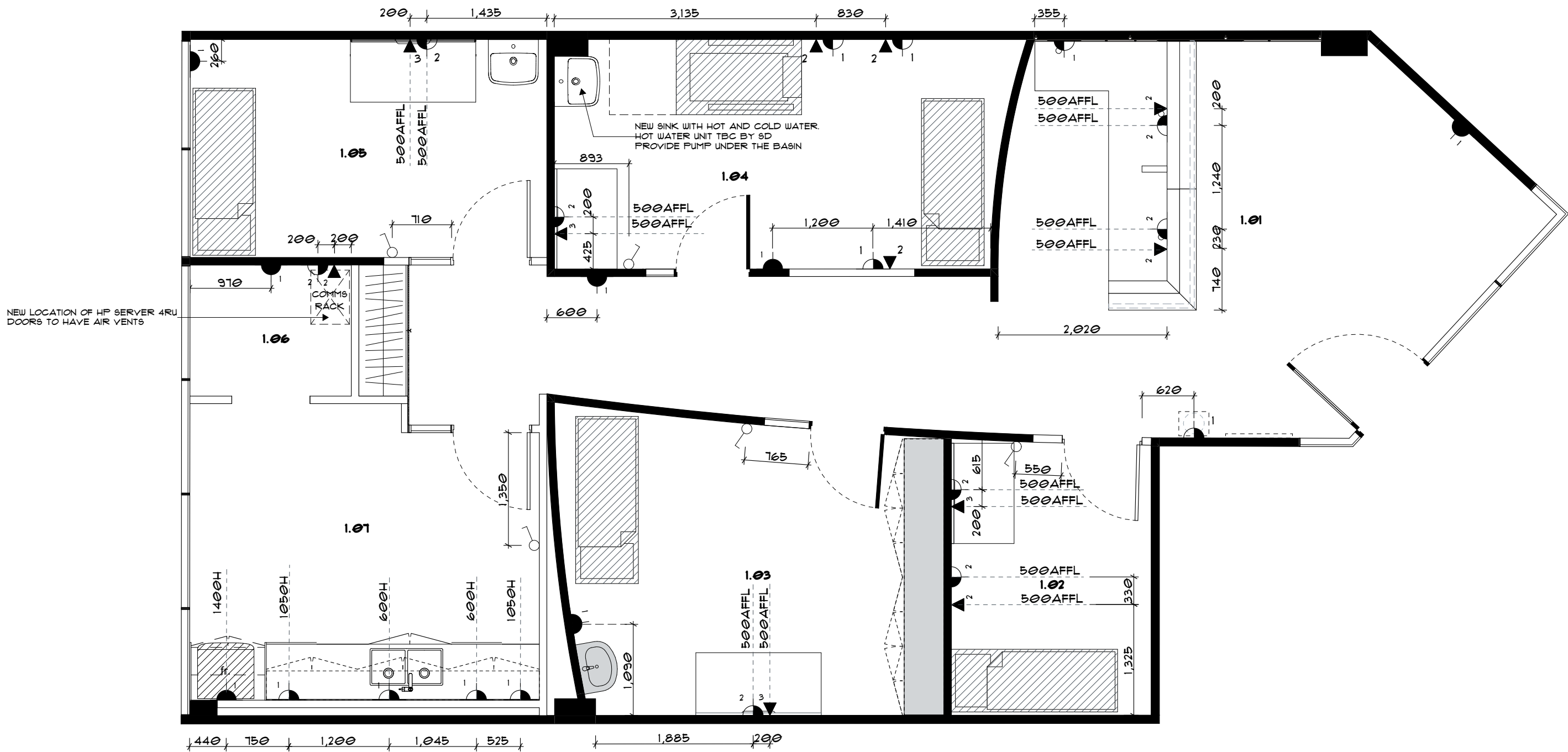
©COPYRIGHT I/We understand that reproduction of whole or part of this document constitutes an infringement of Copyright. I/We acknowledge that this document is confidential and as the recipient of this document, are prohibited from disclosing such information, ideas and concept to any other person or company without prior written consent from Powerhouse Group Pty Ltd. ABN 66 006 386 927

SERVICES NOTES

1. THE SCOPE OF WORKS INCLUDES THE SUPPLY, INSTALLATION, TESTING AND COMMISSIONING OF ELECTRICAL AND DATA INSTALLATIONS.
2. THE SCOPE ALSO INCLUDES DEFECTS LIABILITY SERVICE OF MATERIALS, LABOR AND EQUIPMENT.
3. ALL INSTALLATION WORK TO BE ACCOMPANIED BY A 12 MONTH WARRANTY FROM THE DATE OF PRACTICAL COMPLETION.
4. ALL MATERIALS TO BE INSTALLED TO MANUFACTURERS INSTRUCTIONS.
5. PROVIDE AS BUILT DRAWINGS AND COPIES OF WRITTEN TEST RESULTS ON COMPLETION OF THE FIT OUT.
6. ELECTRICAL DRAWINGS TO BE READ IN CONJUNCTION WITH ALL OTHER DRAWINGS.
7. WALL MOUNTED SERVICES TO BE MOUNTED AT 250MM TO CENTER LINE OF FACE PLATE ABOVE FFL UNLESS OTHERWISE SPECIFIED.
8. JOINERY MOUNTED SERVICES TO BE MOUNTED AT HEIGHTS INDICATED ON DRAWINGS. ALL FACE PLATES TO BE WHITE UNLESS OTHERWISE NOTED.
9. ALL SWITCHES, SOCKETS, DATA/VOICE OUTLETS AND CIRCUIT BREAKERS TO BE LABELED INDICATING FUNCTION. WHITE/BLACK/WHITE LABELS GENERALLY AND WHITE/RED/WHITE FOR DEDICATED POWER.
10. ALL VOICE/DATA CABLES TO BE LABELED AT BOTH ENDS.

SERVICES PLAN LEGEND

- #
DGPO - DOUBLE GENERAL PURPOSE OUTLET.
INDICATES QTY OF OUTLETS REQUIRED.
- #
GPO - SINGLE GENERAL PURPOSE OUTLET.
INDICATES QTY OF OUTLETS REQUIRED.
- #
RJ45 OUTLET, DATA OR PHONE. # INDICATES THE NUMBER OF DATA POINTS REQUIRED.
- WIFI
NEW CEILING MOUNTED WIFI UNIT



Rev	Issue Date	By	Description
A	20.12.2019	GG	FOR TENDER
B	17.01.2020	GG	FOR TENDER
C	07.02.2020	GG	FOR CONSTRUCTION
D	17.03.2020	GG	As Built



p+61 2 8845 8600
7 Lloyds Avenue, Carlingford
NSW 2118 Australia
powerhousegroup.com.au

CT Heart

G04, 3 Carlingford Road,
Epping NSW

As Built

Services Plan

Job Number: PH950	Building Level: G
Date: 05/05/2020	Scale: 1:50 @ A1
Drawn: GG	Checked: ET

600

Drawing Issue:

D



©COPYRIGHT I/We understand that reproduction of whole or part of this document constitutes an infringement of Copyright. I/We acknowledge that this document is confidential and as the recipient of this document, are prohibited from disclosing such information, ideas and concept to any other person or company without prior written consent from Powerhouse Group Pty Ltd. ABN 66 006 386 927

SERVICES NOTES

1. THE SCOPE OF WORKS INCLUDES THE SUPPLY, INSTALLATION, TESTING AND COMMISSIONING OF ELECTRICAL AND DATA INSTALLATIONS.
2. THE SCOPE ALSO INCLUDES DEFECTS LIABILITY SERVICE OF MATERIALS, LABOR AND EQUIPMENT.
3. ALL INSTALLATION WORK TO BE ACCOMPANIED BY A 12 MONTH WARRANTY FROM THE DATE OF PRACTICAL COMPLETION.
4. ALL MATERIALS TO BE INSTALLED TO MANUFACTURERS INSTRUCTIONS.
5. PROVIDE AS BUILT DRAWINGS AND COPIES OF WRITTEN TEST RESULTS ON COMPLETION OF THE FIT OUT.
6. ELECTRICAL DRAWINGS TO BE READ IN CONJUNCTION WITH ALL OTHER DRAWINGS.
7. WALL MOUNTED SERVICES TO BE MOUNTED AT 250MM TO CENTER LINE OF FACE PLATE ABOVE FFL UNLESS OTHERWISE SPECIFIED.
8. JOINERY MOUNTED SERVICES TO BE MOUNTED AT HEIGHTS INDICATED ON DRAWINGS. ALL FACE PLATES TO BE WHITE UNLESS OTHERWISE NOTED.
9. ALL SWITCHES, SOCKETS, DATA/VOICE OUTLETS AND CIRCUIT BREAKERS TO BE LABELED INDICATING FUNCTION. WHITE/BLACK/WHITE LABELS GENERALLY AND WHITE/RED/WHITE FOR DEDICATED POWER.
10. ALL VOICE/DATA CABLES TO BE LABELED AT BOTH ENDS.

SERVICES PLAN LEGEND

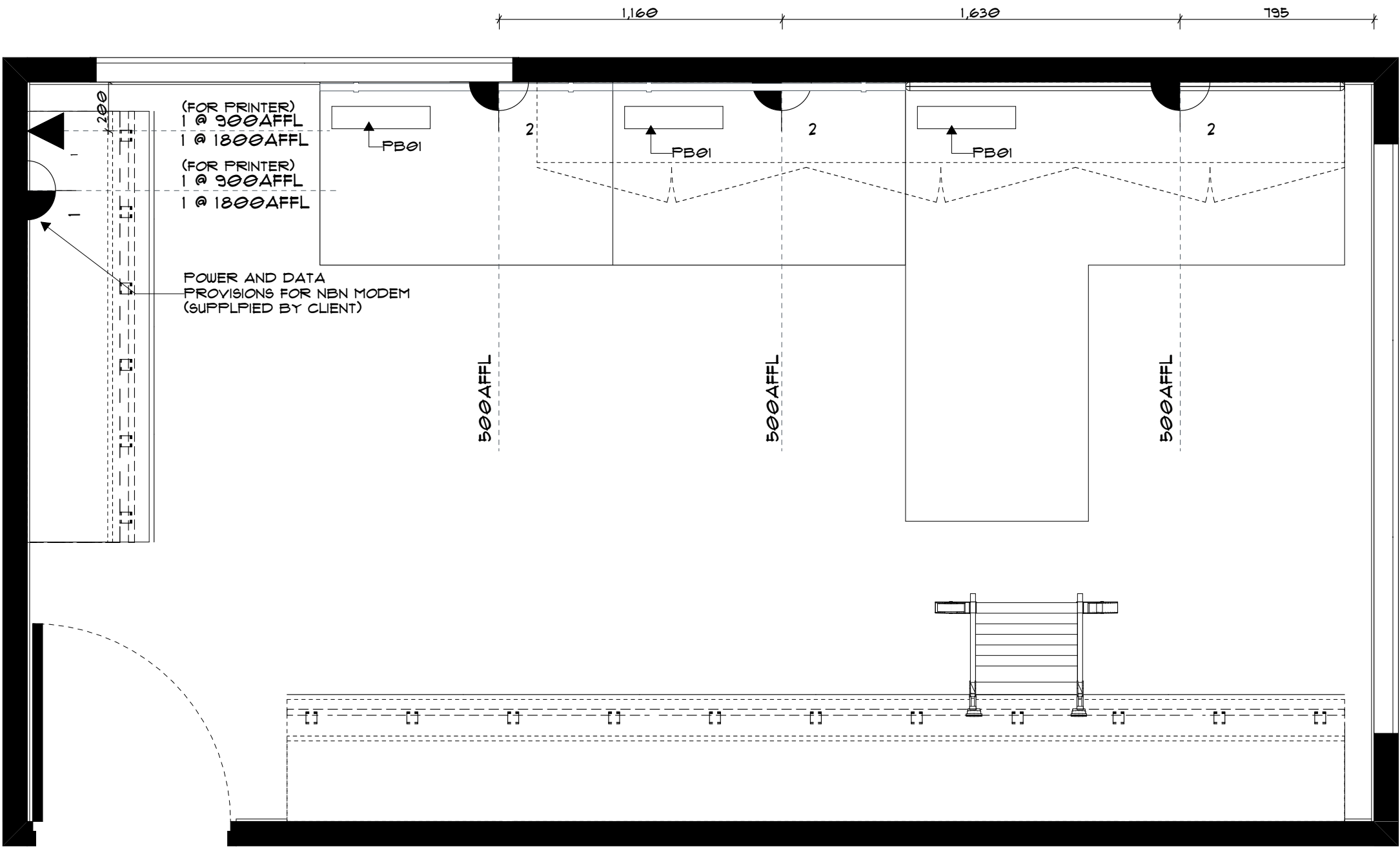
- #

DGPO - DOUBLE GENERAL PURPOSE OUTLET.
INDICATES QTY OF OUTLETS REQUIRED.
- #

GPO - SINGLE GENERAL PURPOSE OUTLET.
INDICATES QTY OF OUTLETS REQUIRED.
- #

RJ45 OUTLET, DATA OR PHONE. # INDICATES THE
NUMBER OF DATA POINTS REQUIRED.
- PP

POWER POLE



Rev	Issue Date	By	Description
A	20.12.2019	GG	FOR TENDER
B	17.01.2020	GG	FOR TENDER
C	07.02.2020	GG	FOR CONSTRUCTION
D	17.03.2020	GG	As Built

powerhouse
IGROUP

p+61 2 8845 8600
7 Lloyds Avenue, Carlingford
NSW 2118 Australia
powerhousegroup.com.au

CT Heart

56 Yarrara Road, West Pymble
NSW 2073

As Built

Services Plan

Job Number: PH950	Building Level: G
Date: 05/05/2020	Scale: 1:20 @ A1
Drawn: GG	Checked: ET

601

Drawing Issue:

D

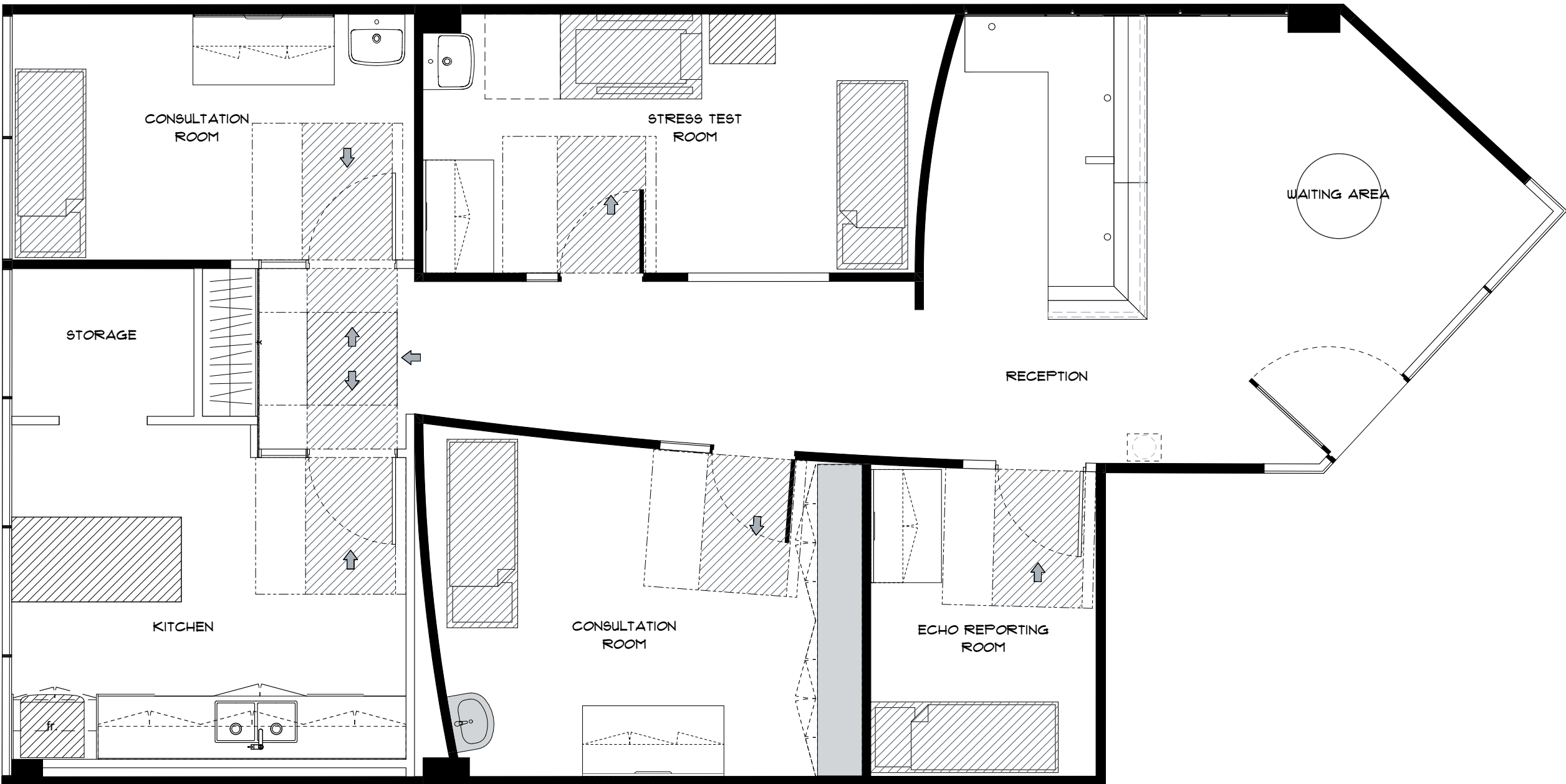


©COPYRIGHT I/We understand that reproduction of whole or part of this document constitutes an infringement of Copyright. I/We acknowledge that this document is confidential and as the recipient of this document, are prohibited from disclosing such information, ideas and concept to any other person or company without prior written consent from Powerhouse Group Pty Ltd. ABN 66 006 386 927

TENANCY ANALYSIS

OFFICES	04
STRESS TEST ROOM	
ECHO REPORTING ROOM	
CONSULTATION ROOMS	
WORKSTATIONS	04
RECEPTION	01
KITCHEN	01
STORAGE	01
TOTAL PERSONNEL	05
TENANCY AREA M2	110.56 M²
TENANCY DENSITY	22.11

Rev	Issue Date	By	Description
A	20.12.2019	GG	FOR TENDER
B	17.01.2020	GG	FOR TENDER
C	07.02.2020	GG	FOR CONSTRUCTION
D	17.03.2020	GG	As Built



p+61 2 8845 8600
7 Lloyds Avenue, Carlingford
NSW 2118 Australia
powerhousegroup.com.au

CT Heart

G04, 3 Carlingford Road,
Epping NSW

As Built

Compliance Plan

Job Number: PH950	Building Level: G
Date: 05/05/2020	Scale: 1:50 @ A1
Drawn: GG	Checked: ET

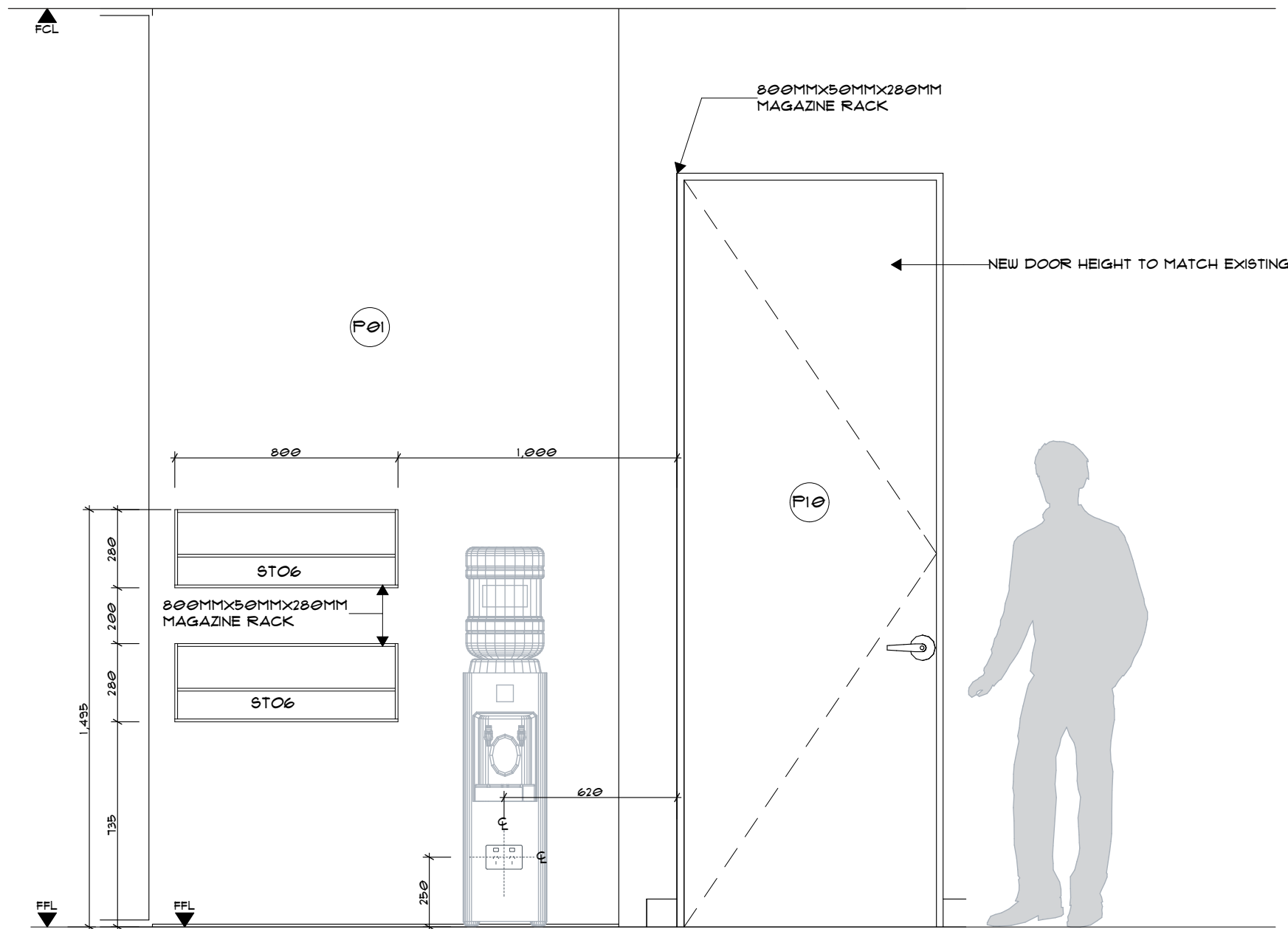
700

Drawing Issue:

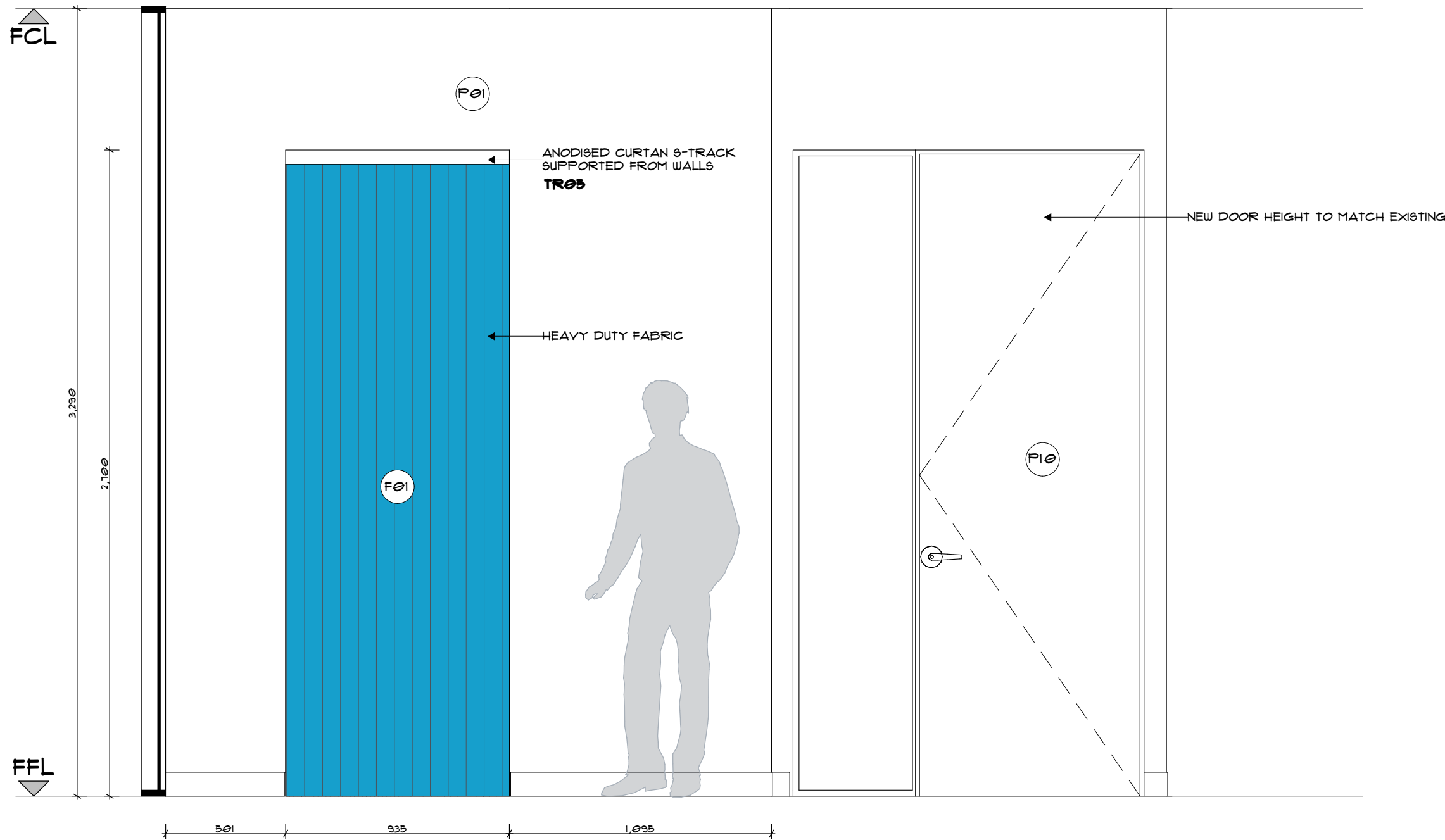
D



©COPYRIGHT I/We understand that reproduction of whole or part of this document constitutes an infringement of Copyright. I/We acknowledge that this document is confidential and as the recipient of this document, are prohibited from disclosing such information, ideas and concept to any other person or company without prior written consent from Powerhouse Group Pty Ltd. ABN 66 006 386 927



E02 ELEVATION
SCALE 1:20



E03 STORAGE AREA
SCALE 1:20

CT Heart

G04, 3 Carlingford Road,
Epping NSW

As Built

Elevations

Job Number: PH950 Building Level: G
Date: 05/05/2020 Scale: 1:20 @ A1
Drawn: GG Checked: ET

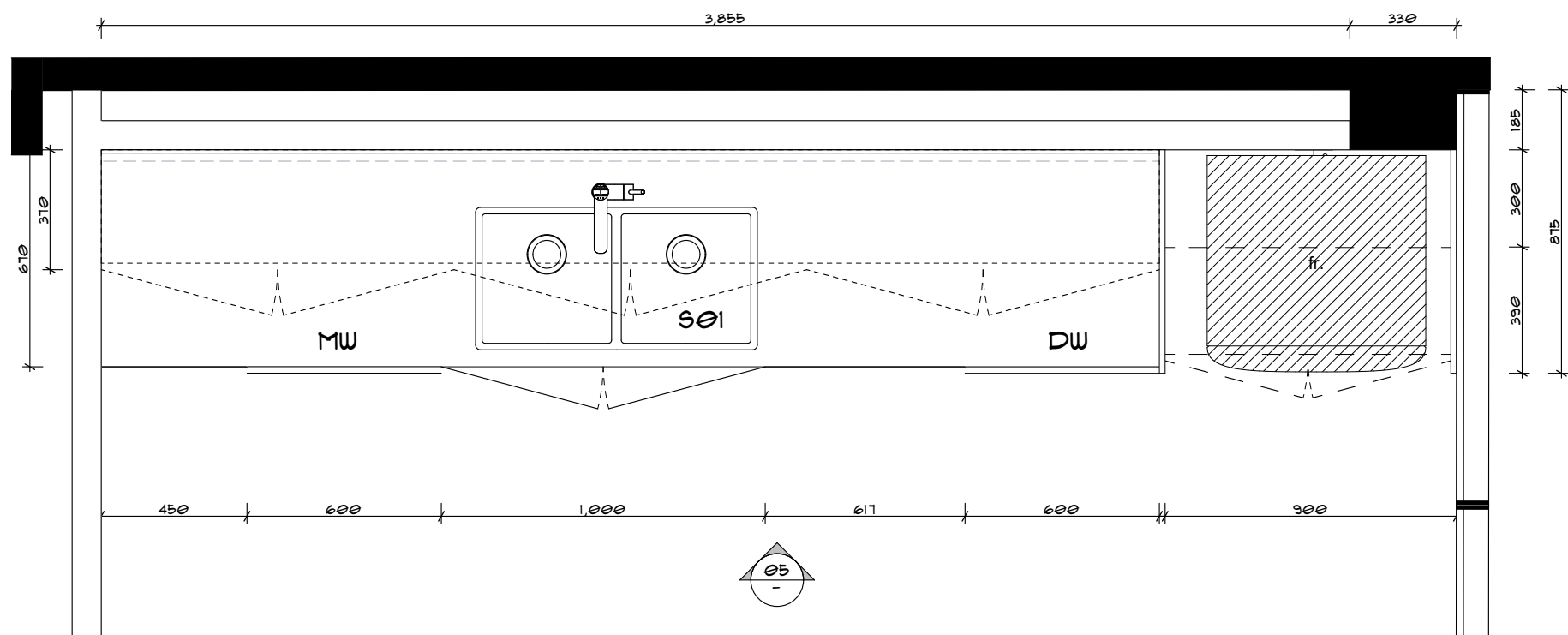
800

Drawing Issue:

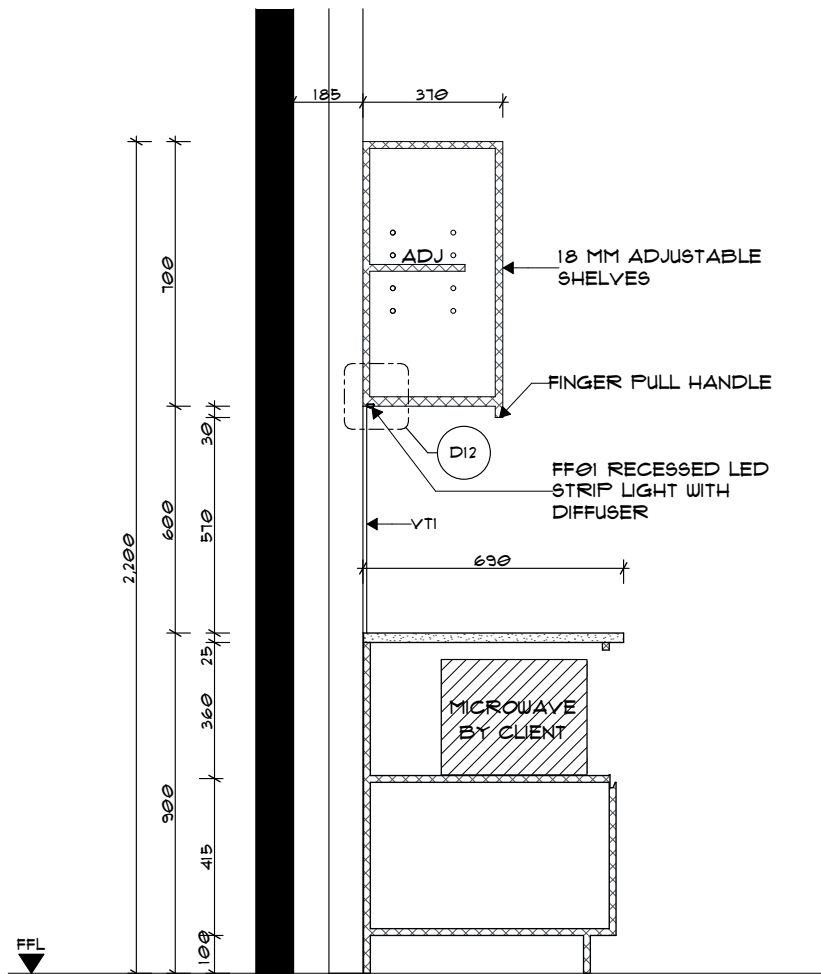
D



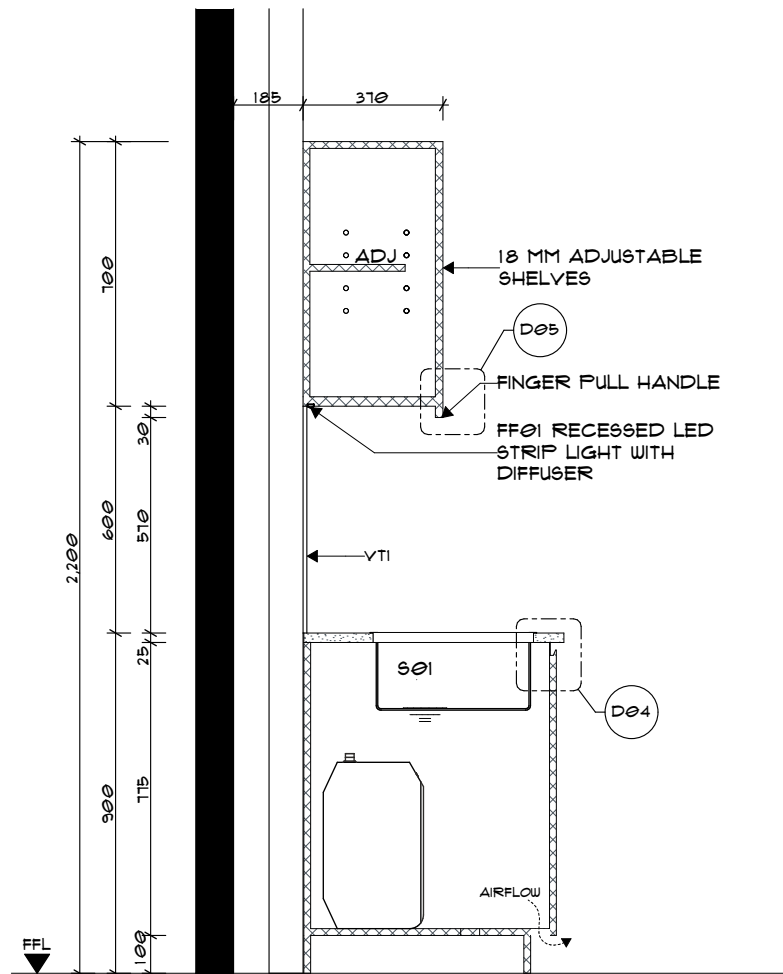
Rev	Issue Date	By	Description
A	20.12.2019	GG	FOR TENDER
B	17.01.2020	GG	FOR TENDER
C	07.02.2020	GG	FOR CONSTRUCTION
D	17.03.2020	GG	As Built



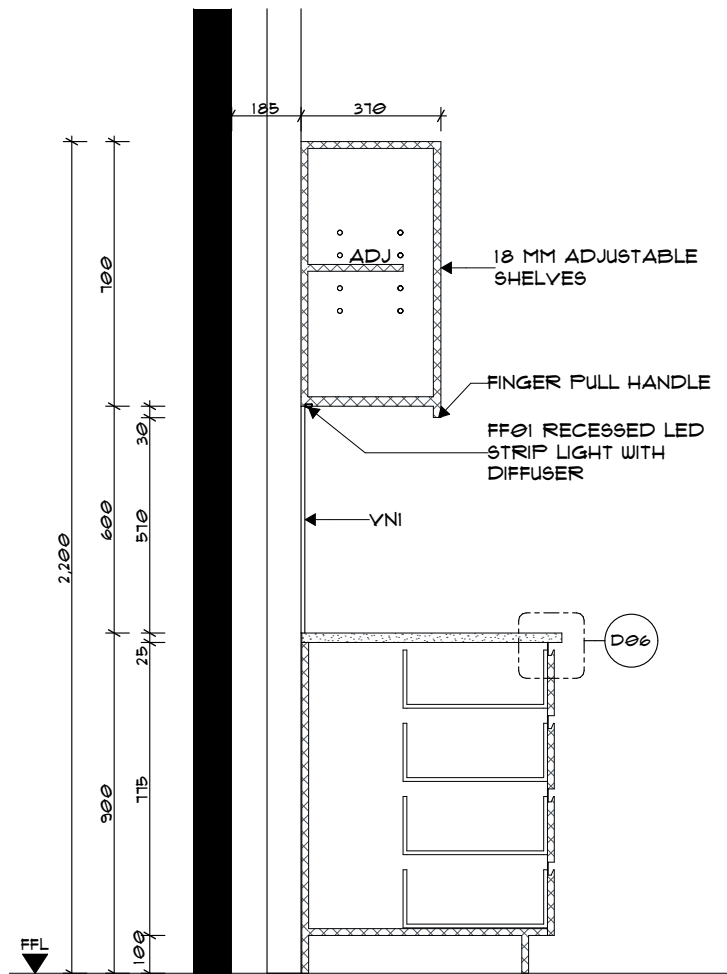
J01 KITCHEN JOINERY PLAN
SCALE 1:20



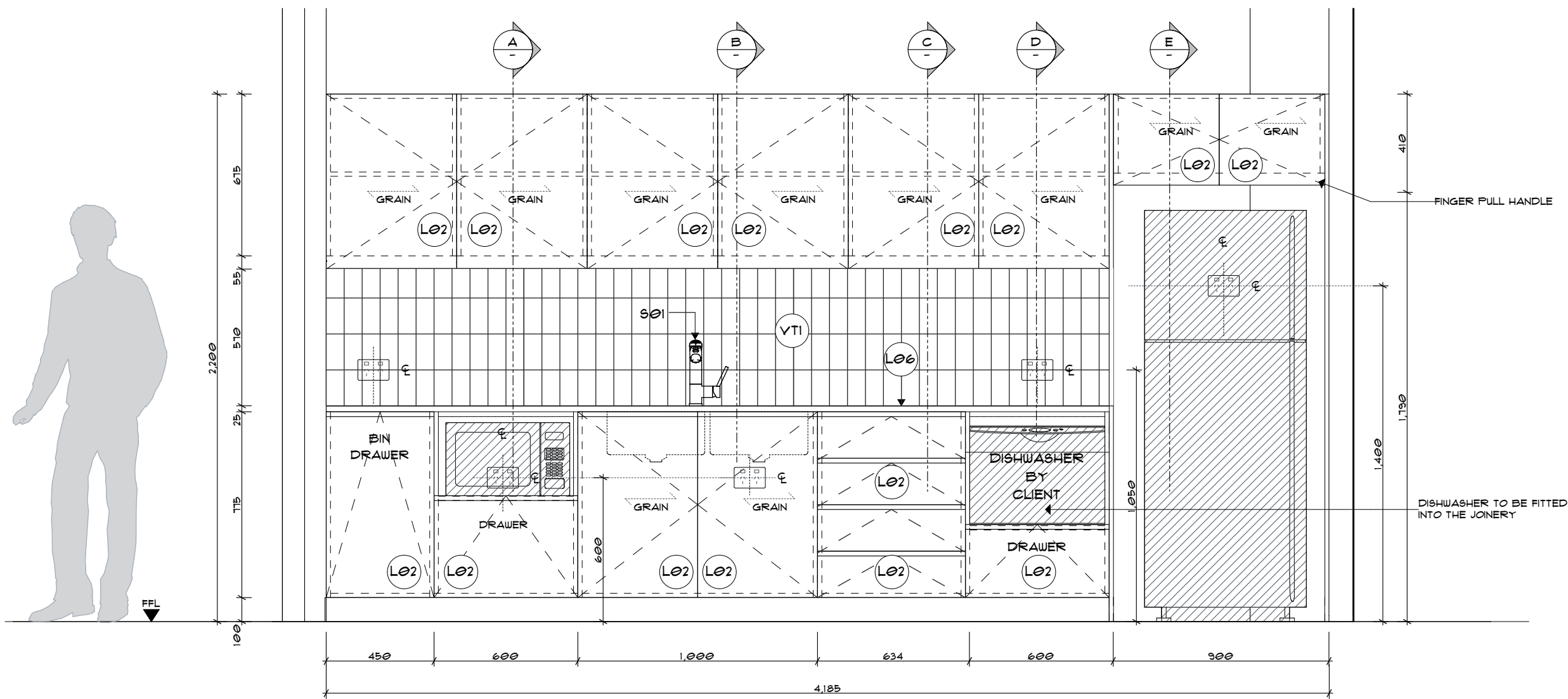
A KITCHEN SECTION
SCALE 1:20



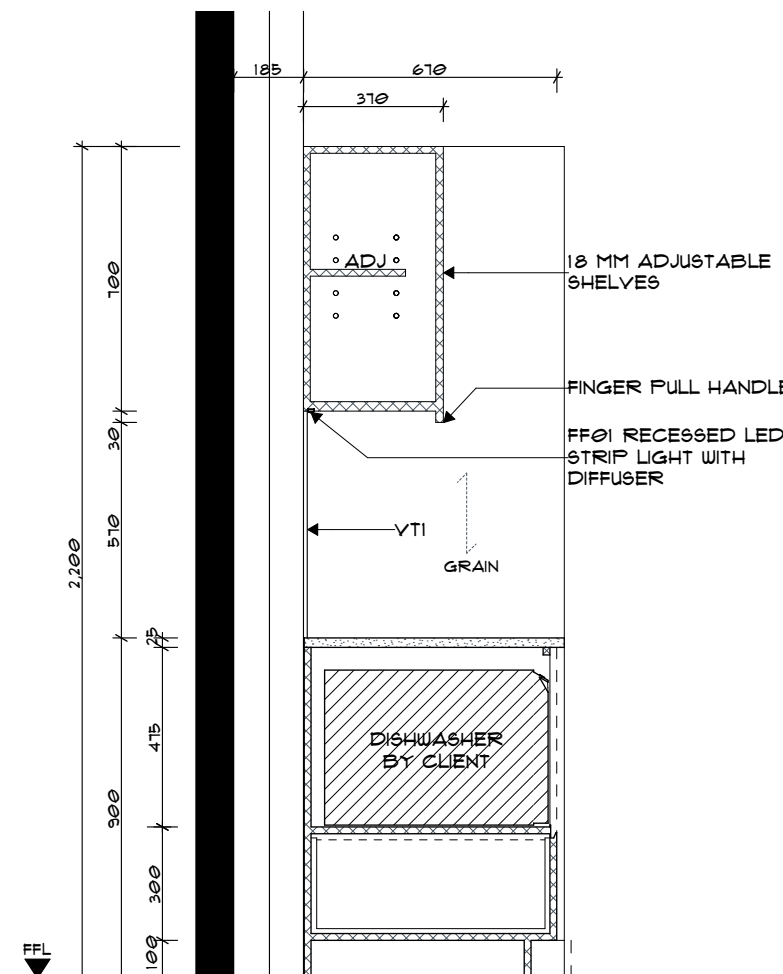
B KITCHEN SECTION
SCALE 1:20



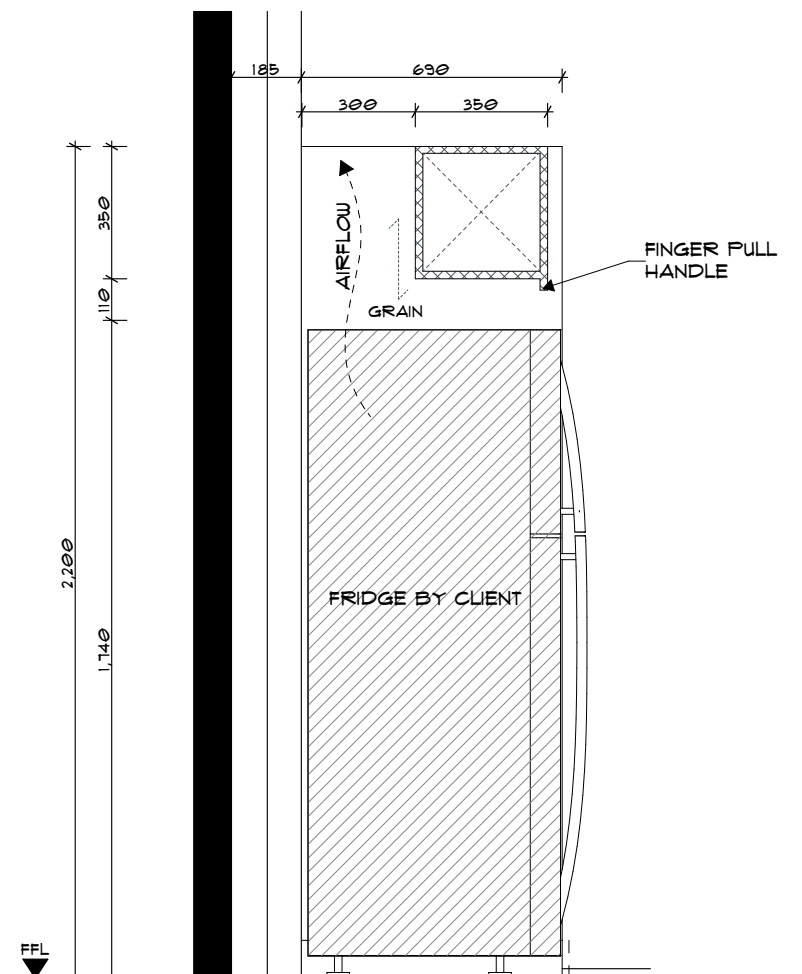
C KITCHEN SECTION
SCALE 1:20



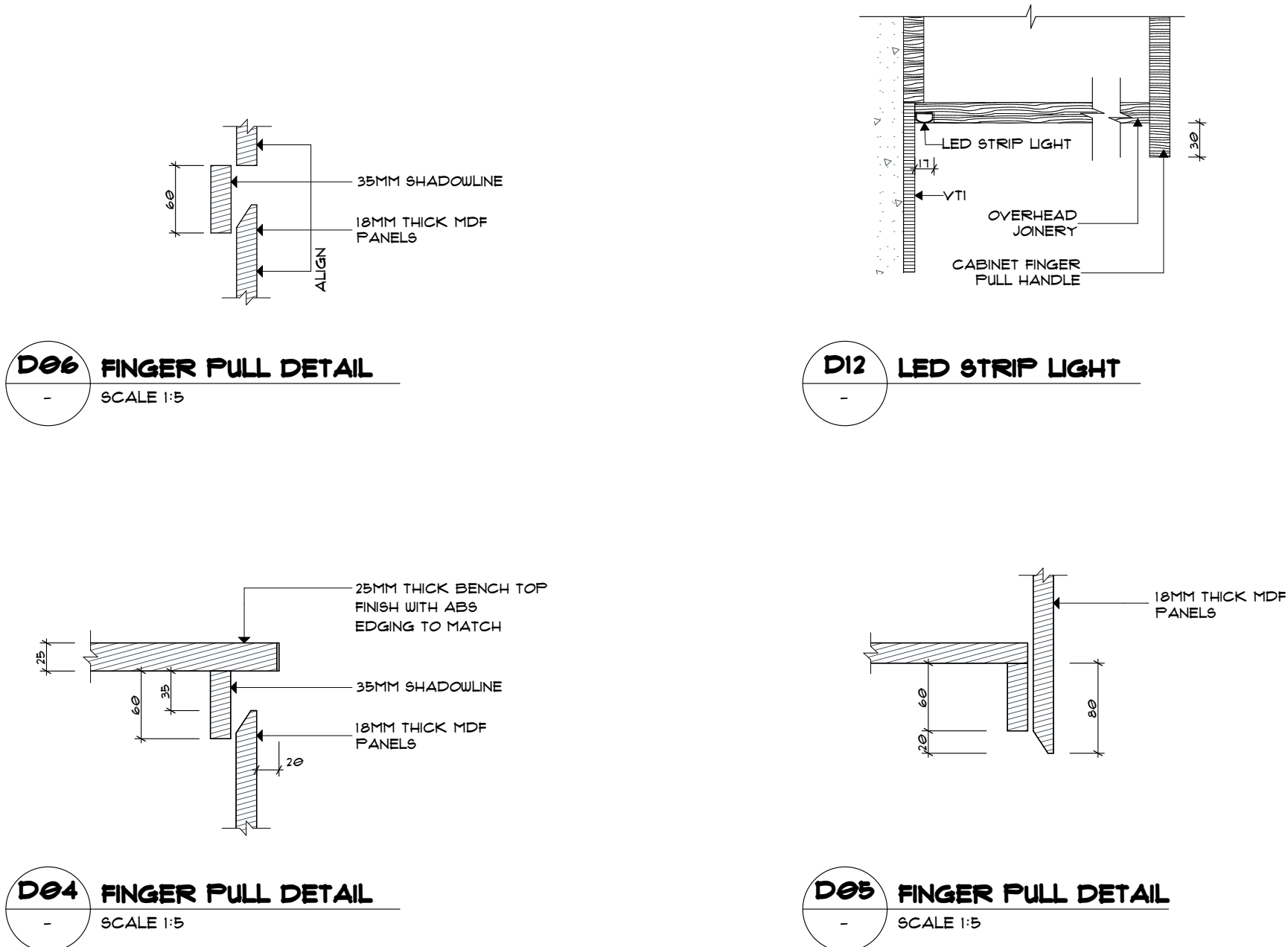
05 KITCHEN JOINERY ELEVATION
SCALE 1:20



D KITCHEN SECTION
SCALE 1:20

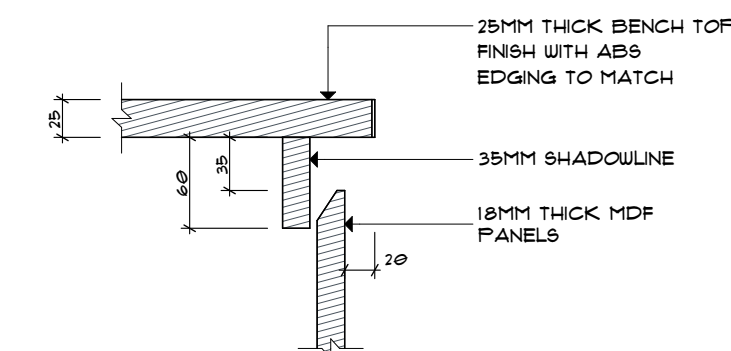


E KITCHEN SECTION
SCALE 1:20

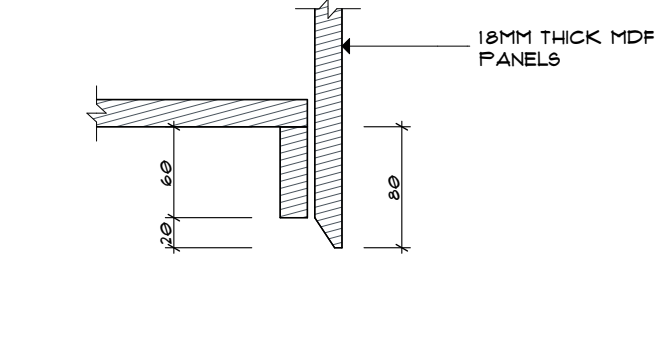


D06 FINGER PULL DETAIL
SCALE 1:5

D12 LED STRIP LIGHT
SCALE 1:5



D04 FINGER PULL DETAIL
SCALE 1:5



D05 FINGER PULL DETAIL
SCALE 1:5



J01 KITCHEN JOINERY 3D
SCALE: NTS

JOINERY NOTES

- ALL JOINERY DRAWINGS ARE TO BE READ IN CONJUNCTION WITH THE FINISHES, FIXTURES AND FITTINGS SCHEDULES.
- ALL CARCASSES, SKIRTING, DOORS AND DRAWERS TO BE FINISHED IN 18MM MDF UNLESS OTHERWISE NOTED.
- ALL INTERNAL SHELVES TO BE ADJUSTABLE (ADJ) WITH CHROME UIGS, AND FINISHED IN 25MM MDF UNLESS OTHERWISE NOTED.
- ALL INTERNAL CARCASSES AND SHELVES ARE TO BE FINISHED IN WHITE MELAMINE UNLESS OTHERWISE NOTED.
- JOINERY IN WET AREAS TO BE CONSTRUCTED FROM HMR BOARD.
- ALL CUPBOARD DOORS AND DRAWERS TO HAVE CLEAR CUSHION STOPS.
- ALL PROPRIETARY ITEMS TO BE INSTALLED AS PER MANUFACTURERS SPECIFICATION.
- WHERE JOINERY REQUIRES LOCKING, ALL LOCKS ON THAT ITEM MUST BE KEYED ALIKE AND FINISHED IN SATIN CHROME.
- ALL DIMENSIONS ARE TO BE CHECKED ON SITE PRIOR TO MANUFACTURE.
- ALL FIXINGS TO BE CONCEALED, EXPOSED SCREWS TO INTERNAL CARCASSES TO HAVE PLASTIC CAPS FIXED OVER TO MATCH FINISH.
- PROVIDE A 10MM SCRIBE PIECE TO ALL JOINERY ABUTTING WALLS, FINISH TO MATCH UNLESS OTHERWISE NOTED.
- ALL SUPPORT LEGS ON JOINERY TO HAVE LEVELING FEET.
- JOINER TO PROVIDE SHOP DRAWINGS FOR APPROVAL PRIOR TO MANUFACTURE.
- ALLOW TO SCRIBE ALL UNITS TO UNEVEN FLOORS.

CT Heart

G04, 3 Carlingford Road,
Epping NSW

As Built

Joinery Drawing

Job Number: PH950 Building Level: G

Date: 05/05/2020 Scale: Various @ A1

Drawn: GG Checked: ET

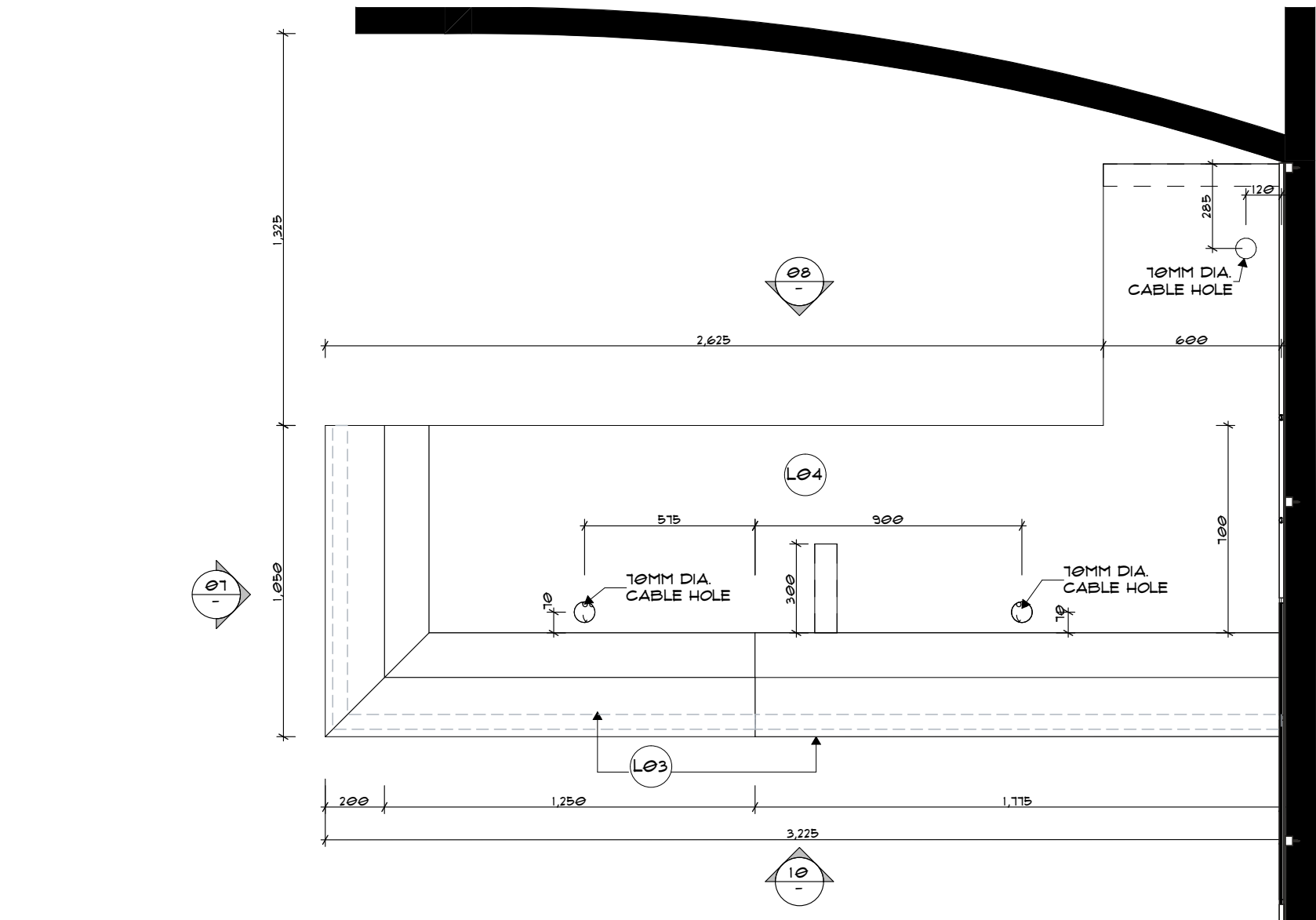
900

Drawing Issue:

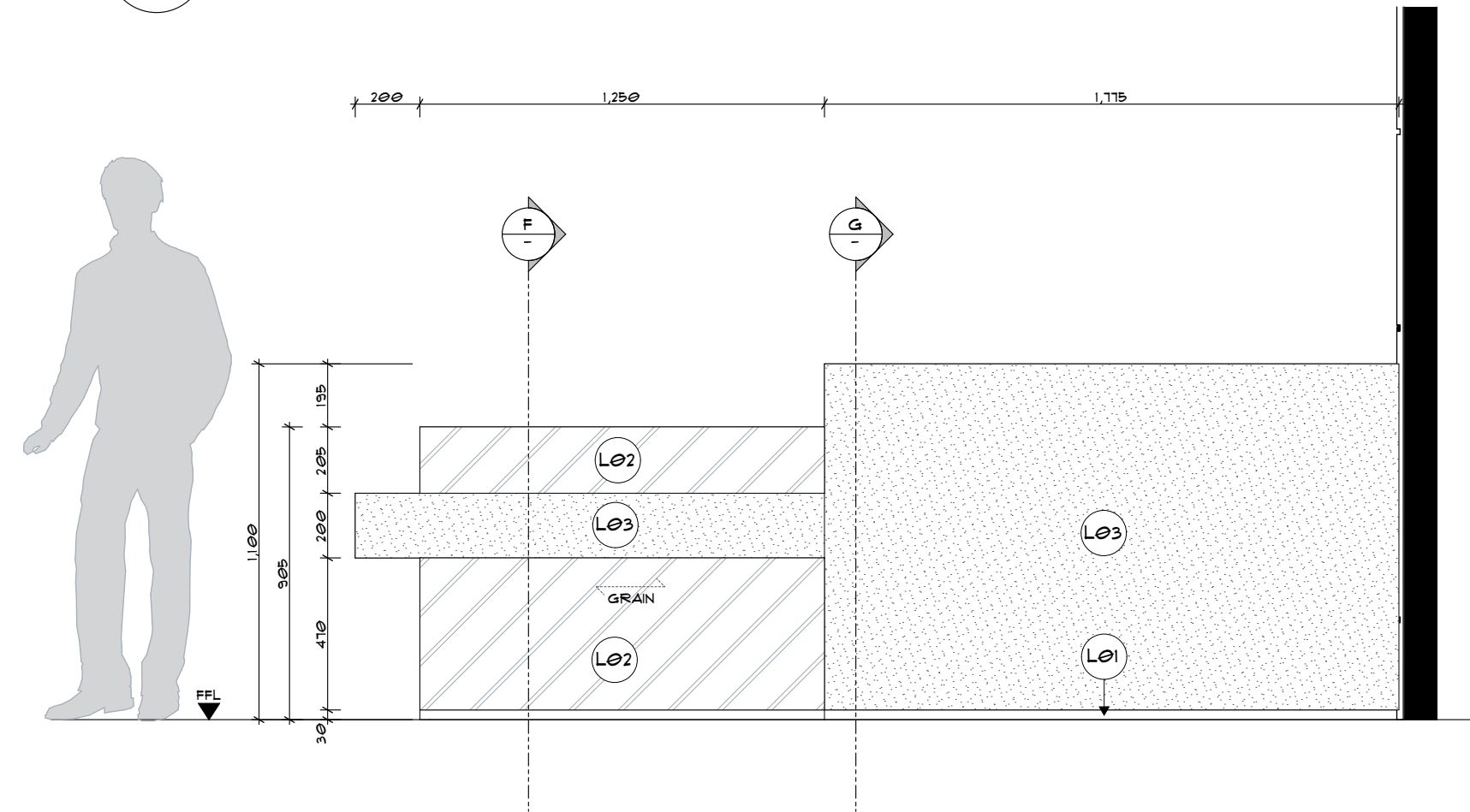
D



Rev	Issue Date	By	Description
A	20.12.2019	GG	FOR TENDER
B	17.01.2020	GG	FOR TENDER
C	07.02.2020	GG	FOR CONSTRUCTION
D	17.03.2020	GG	As Built



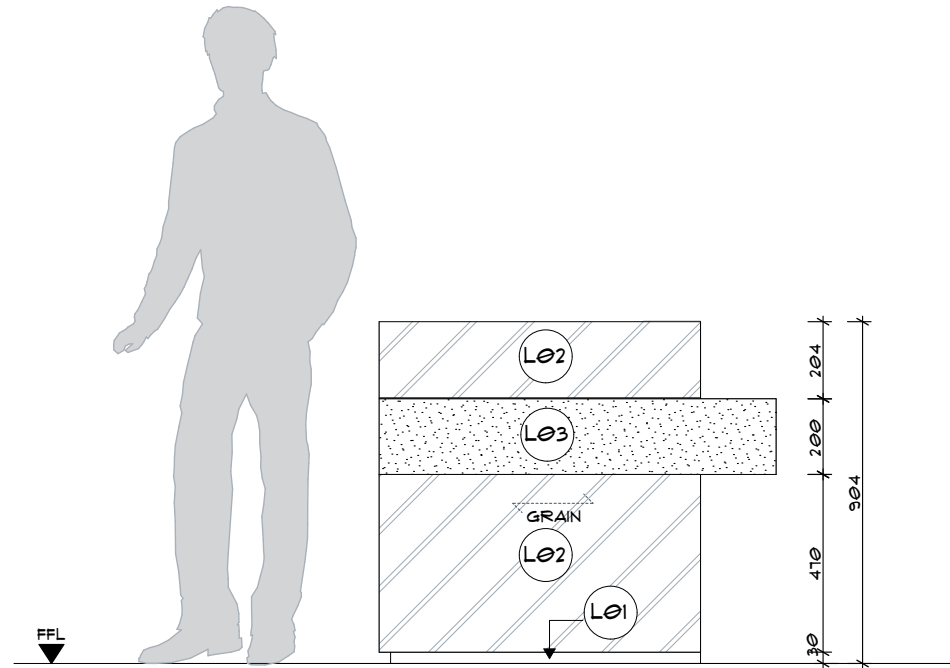
J02 RECEPTION DESK PLAN
SCALE 1:20



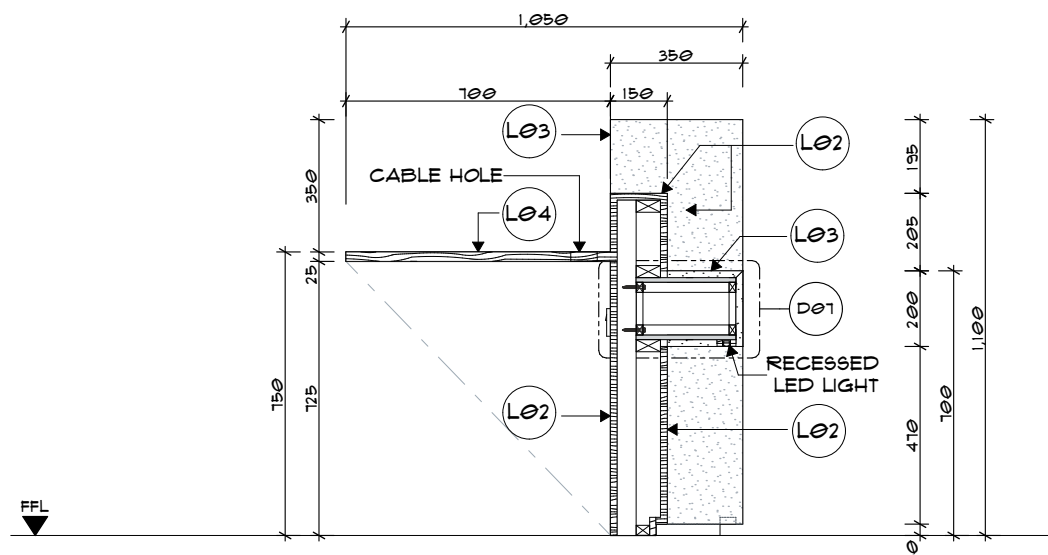
06 RECEPTION DESK ELEVATION
SCALE 1:20



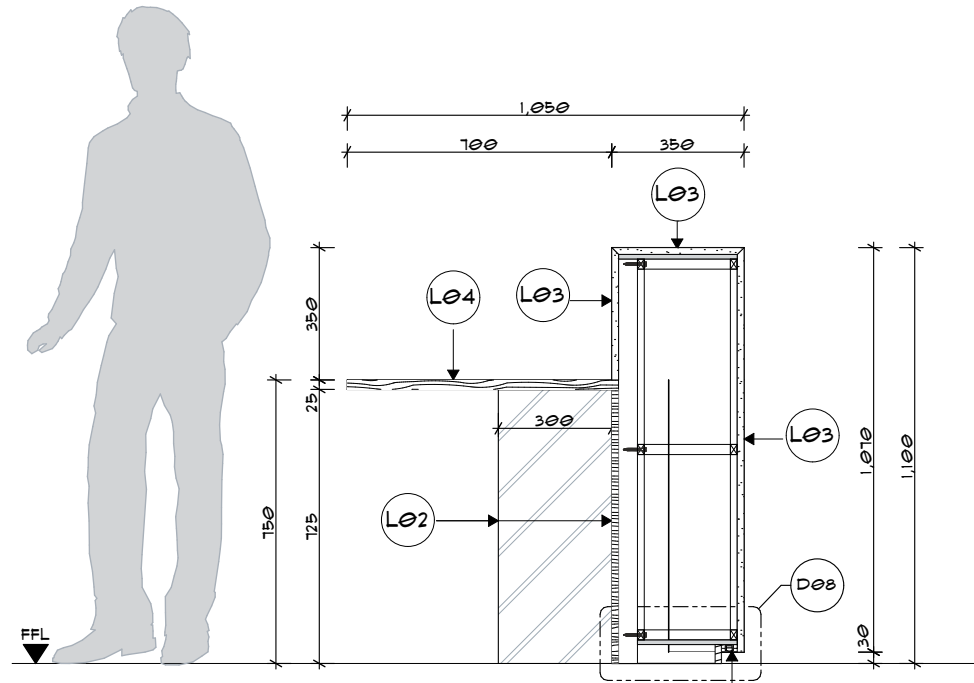
J02 RECEPTION DESK 3D
SCALE: NTS



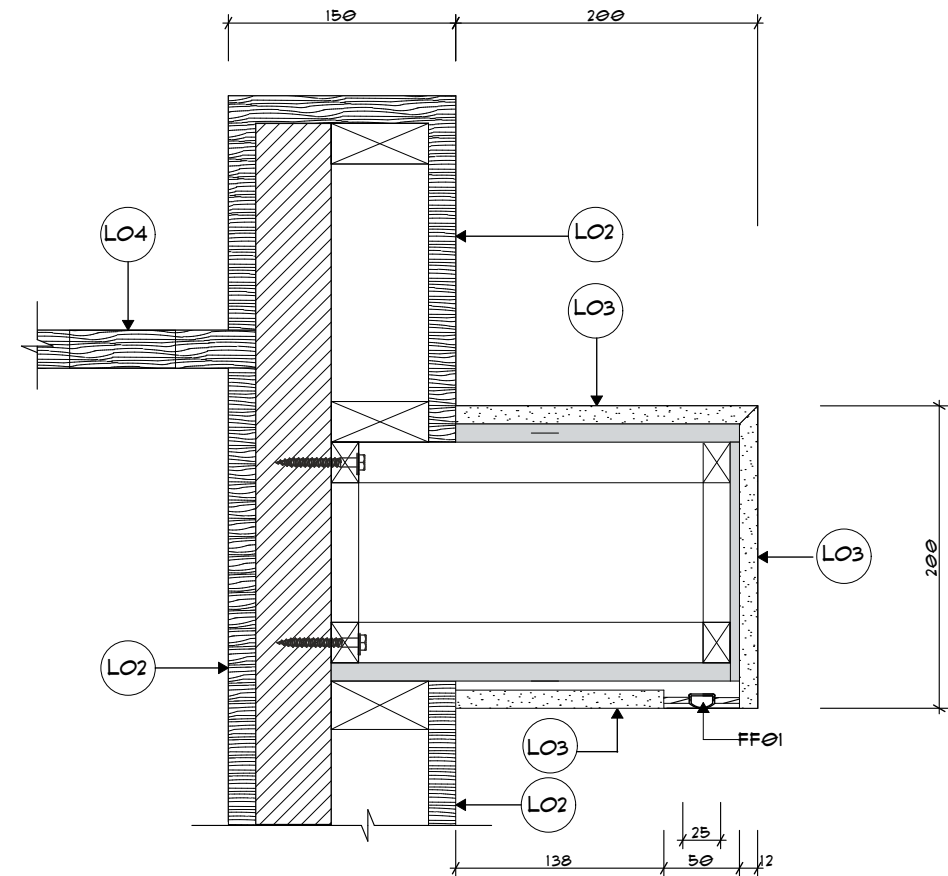
01 RECEPTION DESK ELEVATION
SCALE 1:20



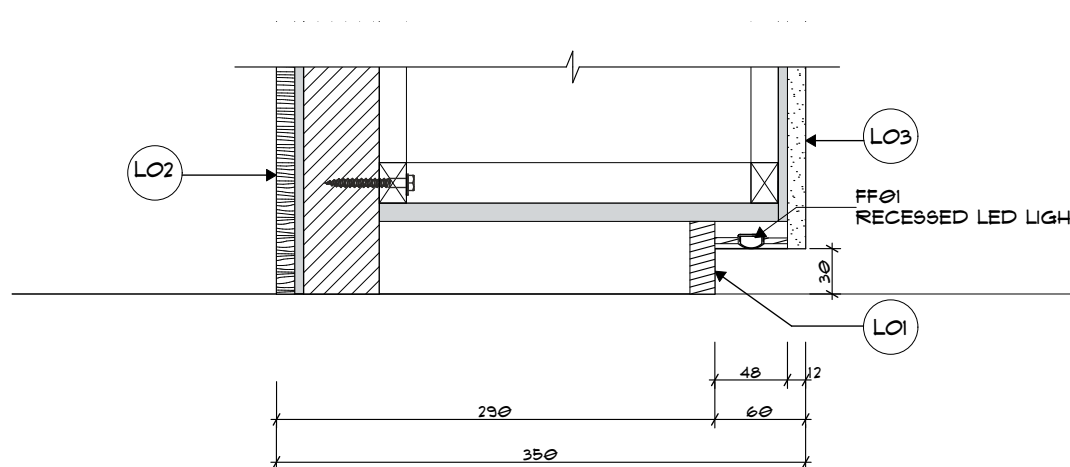
F RECEPTION DESK SECTION
SCALE 1:20



G RECEPTION DESK SECTION
SCALE 1:20



D01 RECEPTION COUNTER DETAIL
SCALE 1:5



D00 RECEPTION COUNTER DETAIL
SCALE 1:5

JOINERY NOTES

1. ALL JOINERY DRAWINGS ARE TO BE READ IN CONJUNCTION WITH THE FINISHES, FIXTURES AND FITTINGS SCHEDULES.
2. ALL CARCASSES, SKIRTING, DOORS AND DRAWERS TO BE FINISHED IN 18MM MDF UNLESS OTHERWISE NOTED.
3. ALL INTERNAL SHELVES TO BE ADJUSTABLE (ADJ) WITH CHROME LUGS, AND FINISHED IN 25MM MDF UNLESS OTHERWISE NOTED.
4. ALL INTERNAL CARCASSES AND SHELVES ARE TO BE FINISHED IN WHITE MELAMINE UNLESS OTHERWISE NOTED.
5. JOINERY IN WET AREAS TO BE CONSTRUCTED FROM HMR BOARD.
6. ALL CUPBOARD DOORS AND DRAWERS TO HAVE CLEAR CUSHION STOPS.
7. ALL PROPRIETARY ITEMS TO BE INSTALLED AS PER MANUFACTURES SPECIFICATION.
8. WHERE JOINERY REQUIRES LOCKING, ALL LOCKS ON THAT ITEM MUST BE KEYED ALIKE AND FINISHED IN SATIN CHROME.
9. ALL DIMENSIONS ARE TO BE CHECKED ON SITE PRIOR TO MANUFACTURE.
10. ALL FIXINGS TO BE CONCEALED, EXPOSED SCREWS TO INTERNAL CARCASSES TO HAVE PLASTIC CAPS FIXED OVER TO MATCH FINISH.
11. PROVIDE A 10MM SCRIBE PIECE TO ALL JOINERY ABUTTING WALLS, FINISH TO MATCH UNLESS OTHERWISE NOTED.
12. ALL SUPPORT LEGS ON JOINERY TO HAVE LEVELING FEET.
13. JOINER TO PROVIDE SHOP DRAWINGS FOR APPROVAL PRIOR TO MANUFACTURE
14. ALLOW TO SCRIBE ALL UNITS TO UNEVEN FLOORS.



1. ALL JOINERY DRAWINGS ARE TO BE READ IN CONJUNCTION WITH THE FINISHES, FIXTURES AND FITTINGS SCHEDULES.
2. ALL CARCASSES, SKIRTING, DOORS AND DRAWERS TO BE FINISHED IN 18MM MDF UNLESS OTHERWISE NOTED.
3. ALL INTERNAL SHELVES TO BE ADJUSTABLE (ADJ.) WITH CHROME LUGS, AND FINISHED IN 25MM MDF UNLESS OTHERWISE NOTED.
4. ALL INTERNAL CARCASSES AND SHELVES ARE TO BE FINISHED IN WHITE MELAMINE UNLESS OTHERWISE NOTED.
5. JOINERY IN WET AREAS TO BE CONSTRUCTED FROM HWR BOARD.
6. ALL CUPBOARD DOORS AND DRAWERS TO HAVE CLEAR CUSHION STOPS.
7. ALL PROPRIETARY ITEMS TO BE INSTALLED AS PER MANUFACTURES SPECIFICATION.
8. WHERE JOINERY REQUIRES LOCKING, ALL LOCKS ON THAT ITEM MUST BE KEPTED ALICE AND FINISHED IN SATIN CHROME.
9. ALL DIMENSIONS ARE TO BE CHECKED ON SITE PRIOR TO MANUFACTURE.
10. ALL FIXINGS TO BE CONCEALED, EXPOSED SCREWS TO INTERNAL CARCASSES TO HAVE PLASTIC CAPS FIXED OVER TO MATCH FINISH.
11. PROVIDE A 10MM Scribe PICE TO ALL JOINERY ABUTTING WALLS, FINISH TO MATCH UNLESS OTHERWISE NOTED.
12. ALL SUPPORT LEGS ON JOINERY TO HAVE LEVELING FEET.
13. JOINER TO PROVIDE SHOP DRAWINGS FOR APPROVAL PRIOR TO MANUFACTURE.
14. ALLOW TO SCRIBE ALL UNITS TO UNEVEN FLOORS.



powerhouse
IGROUP

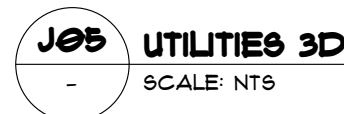
p+61 2 8845 8600
7 Lloyds Avenue, Carlingford
NSW 2118 Australia
powerhousegroup.com.au

D01 LED STRIP LIGHT
- SCALE 1:5



powerhouse
| GROUP

p+61 2 8845 8600
7 Lloyds Avenue, Carlingford
NSW 2118 Australia
powerhousegroup.com.au



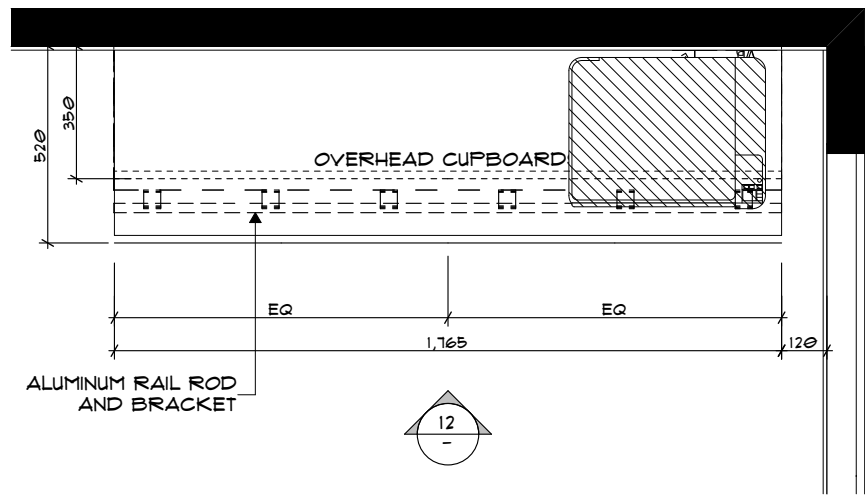
1. ALL JOINERY DRAWINGS ARE TO BE READ IN CONJUNCTION WITH THE FINISHES, FIXTURES AND FITTINGS SCHEDULES.
2. ALL CARCASSES, SKIRTING, DOORS AND DRAWERS TO BE FINISHED IN 18MM MDF UNLESS OTHERWISE NOTED.
3. ALL INTERNAL SHELVES TO BE ADJUSTABLE (ADJ.) WITH CHROME LUGS, AND FINISHED IN 25MM MDF UNLESS OTHERWISE NOTED.
4. ALL INTERNAL CARCASSES AND SHELVES ARE TO BE FINISHED IN WHITE MELAMINE UNLESS OTHERWISE NOTED.
5. JOINERY IN WET AREAS TO BE CONSTRUCTED FROM MHR BOARD.
6. ALL CUPBOARD DOORS AND DRAWERS TO HAVE CLEAR CUSHION STOPS.
7. ALL PROPRIETARY ITEMS TO BE INSTALLED AS PER MANUFACTURERS SPECIFICATION.
8. WHERE JOINERY REQUIRES LOCKING, ALL LOCKS ON THAT ITEM MUST BE KEPT ALIKE AND FINISHED IN SATIN CHROME.
9. ALL DIMENSIONS ARE TO BE CHECKED ON SITE PRIOR TO MANUFACTURE.
10. ALL FININGS TO BE CONCEALED, EXPOSED SCREWS TO INTERNAL CARCASSES TO HAVE PLASTIC CAPS FIXED OVER TO MATCH FINISH.
11. PROVIDE A 18MM SCRIBE PIECE TO ALL JOINERY ABUTTING WALLS, FINISH TO MATCH UNLESS OTHERWISE NOTED.
12. ALL SUPPORT LEGS ON JOINERY TO HAVE LEVELLING FEET.
13. JOINER TO LEGG SHOP DRAWINGS FOR APPROVAL PRIOR TO MANUFACTURE
14. ALLOW TO SCRIBE ALL UNITS TO UNEVEN FLOORS.

D

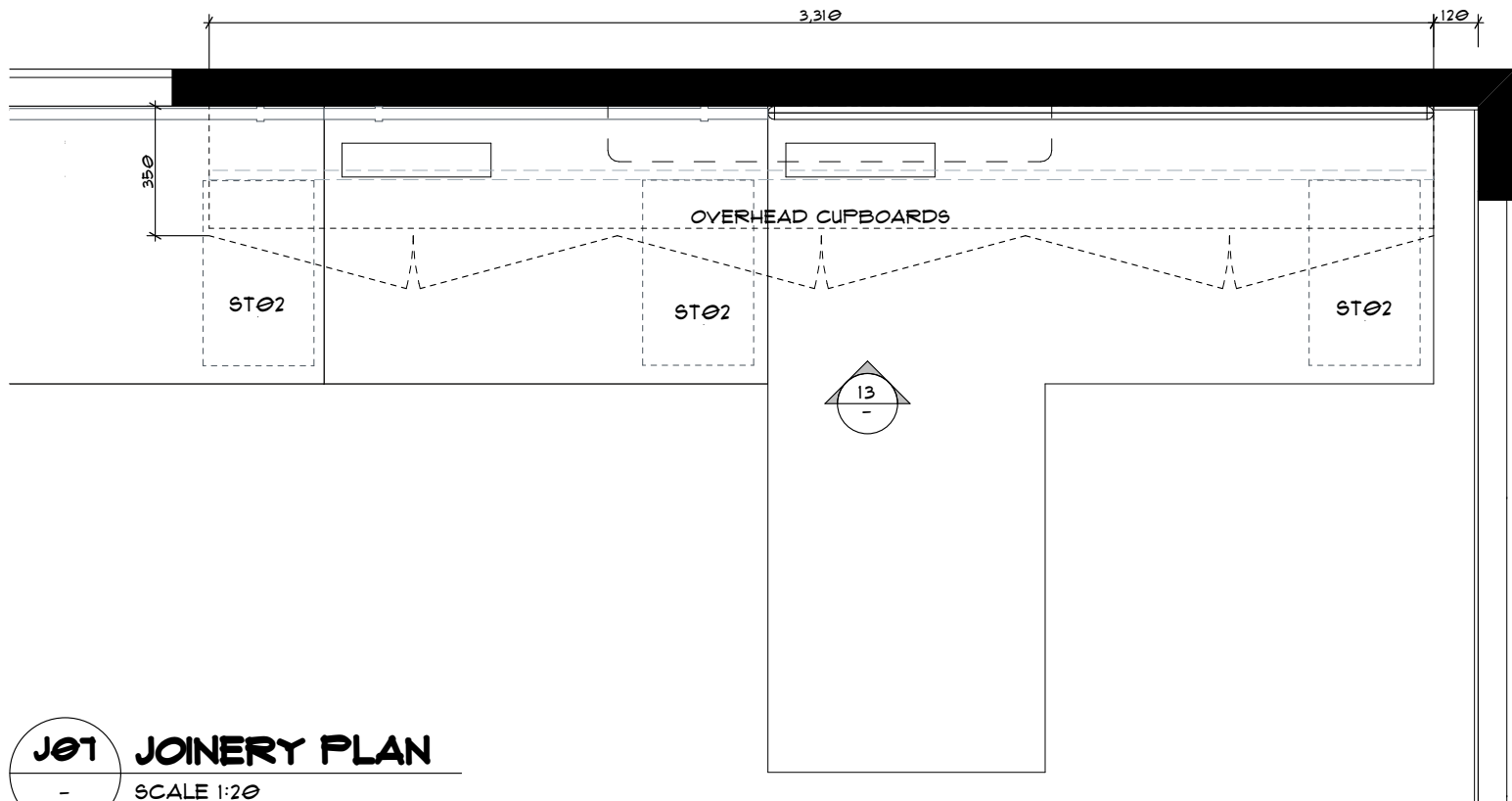


©COPYRIGHT I/We understand that reproduction of whole or part of this document constitutes an Infringement of Copyright. I/We acknowledge that this document is confidential and as the recipient of this document, are prohibited from disclosing such information, ideas and concept to any other person or company without prior written consent from Powerhouse Group Pty Ltd.
ABN 66 066 386 927

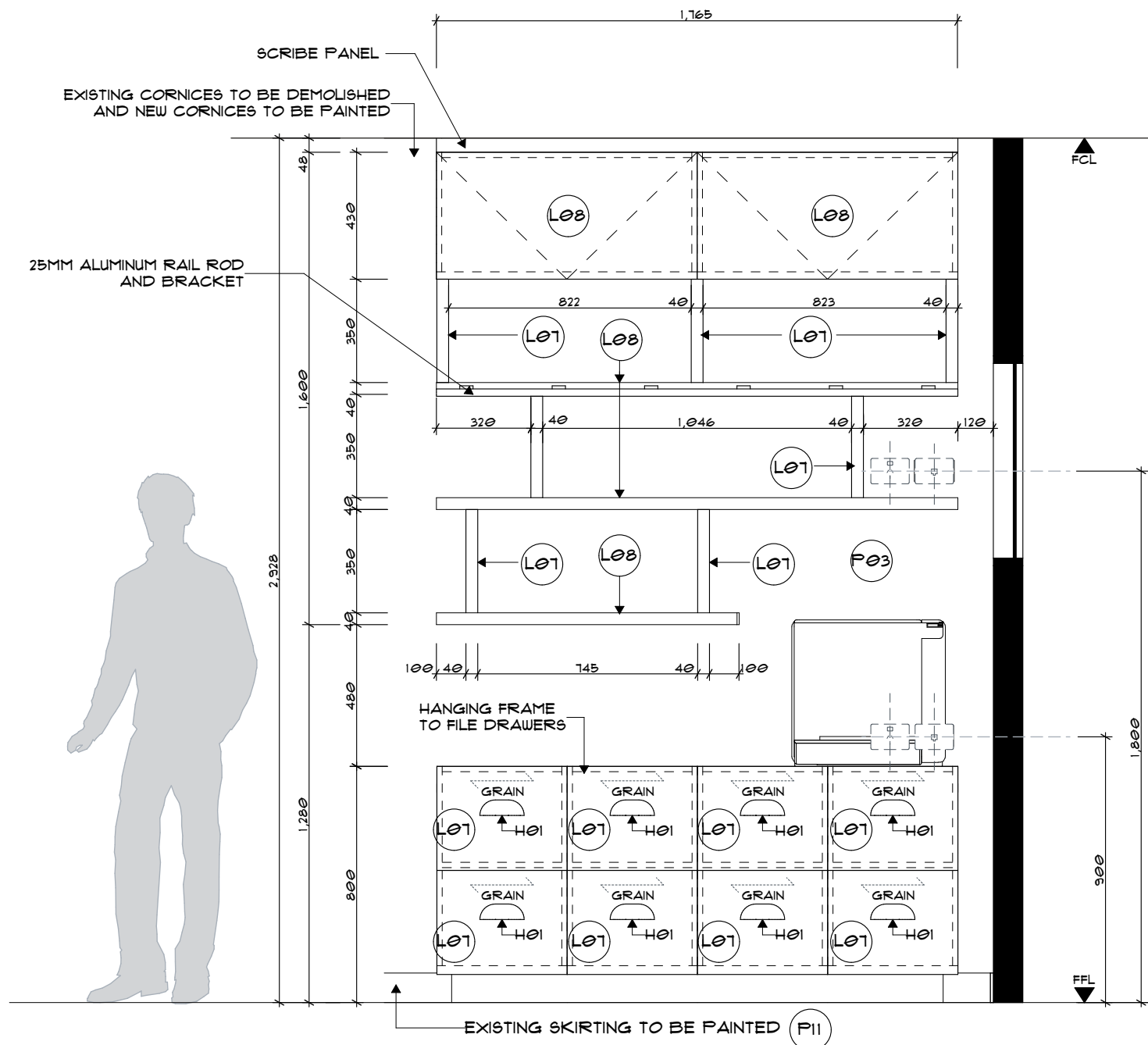
Rev	Issue Date	By	Description
A	20.12.2019	GG	FOR TENDER
B	17.01.2020	GG	FOR TENDER
C	07.02.2020	GG	FOR CONSTRUCTION
D	17.03.2020	GG	As Built



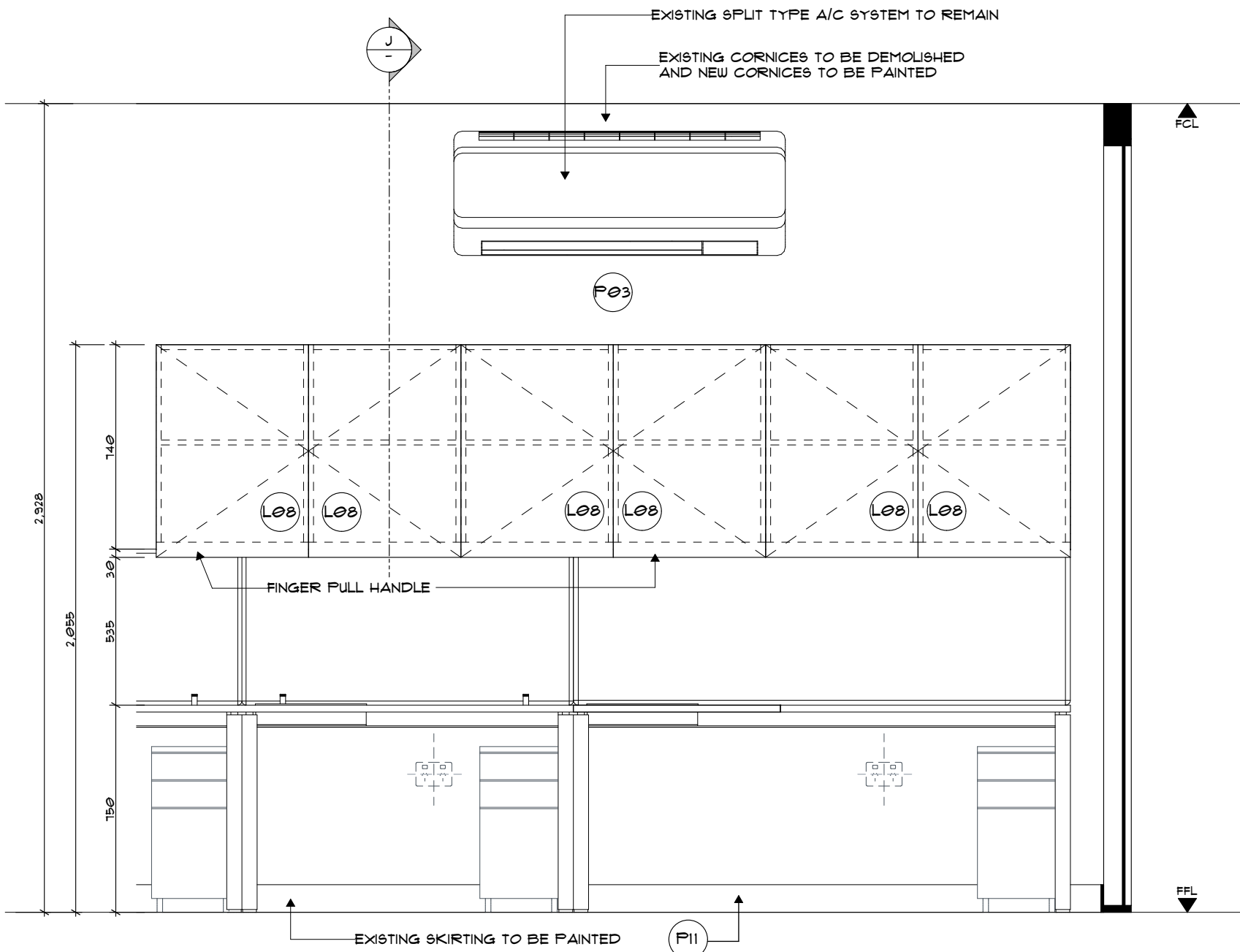
J06 JOINERY PLAN
SCALE 1:20



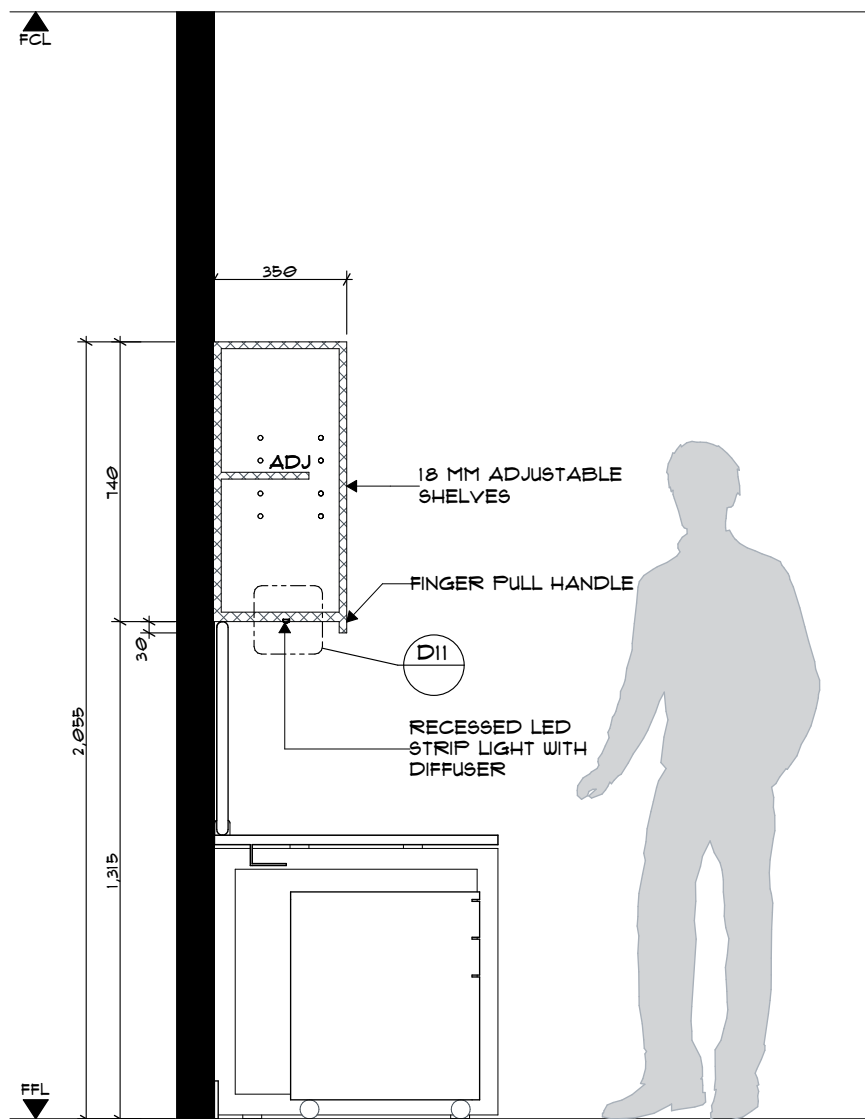
J07 JOINERY PLAN
SCALE 1:20



12 HOME OFFICE UTILITIES
SCALE 1:20



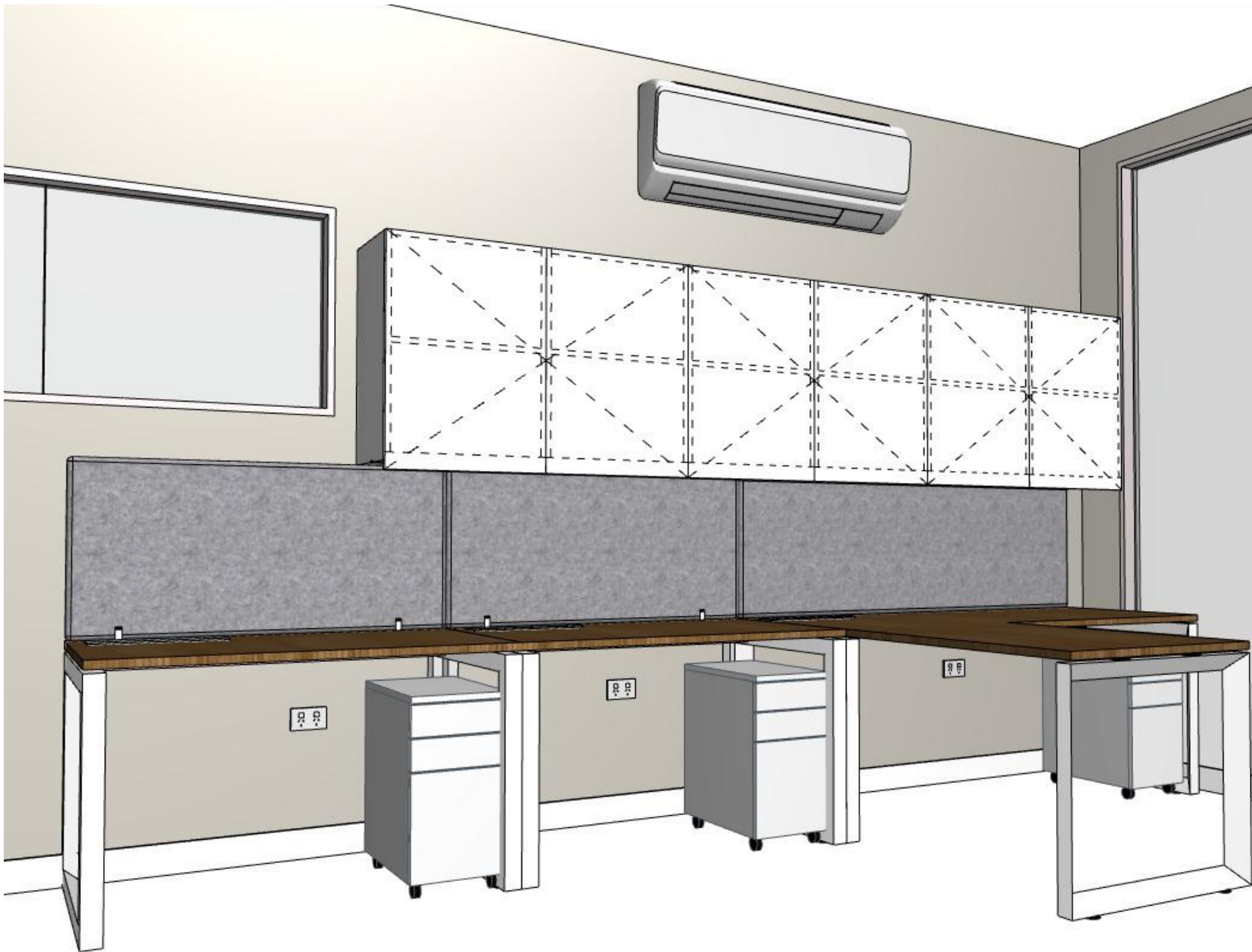
13 HOME OFFICE UTILITIES
SCALE 1:20



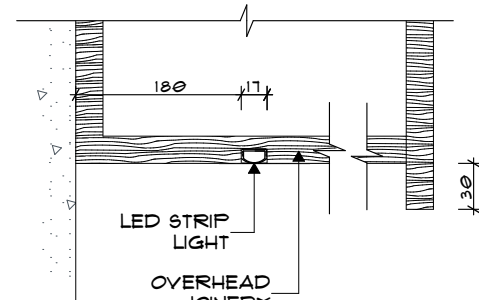
J JOINERY SECTION
SCALE 1:20



J06 UTILITIES 3D
SCALE: NTS



J07 UTILITIES 3D
SCALE: NTS



D11 LED STRIP LIGHT
SCALE 1:5

JOINERY NOTES

- ALL JOINERY DRAWINGS ARE TO BE READ IN CONJUNCTION WITH THE FINISHES, FIXTURES AND FITTINGS SCHEDULES.
- ALL CARCASSES, SKIRTING, DOORS AND DRAWERS TO BE FINISHED IN 18MM MDF UNLESS OTHERWISE NOTED.
- ALL INTERNAL SHELVES TO BE ADJUSTABLE (ADJ) WITH CHROME LUGS, AND FINISHED IN 25MM MDF UNLESS OTHERWISE NOTED.
- ALL INTERNAL CARCASSES AND SHELVES ARE TO BE FINISHED IN WHITE MELAMINE UNLESS OTHERWISE NOTED.
- JOINERY IN WET AREAS TO BE CONSTRUCTED FROM HMR BOARD.
- ALL CUPBOARD DOORS AND DRAWERS TO HAVE CLEAR CUSHION STOPS.
- ALL PROPRIETARY ITEMS TO BE INSTALLED AS PER MANUFACTURES SPECIFICATION.
- WHERE JOINERY REQUIRES LOCKING, ALL LOCKS ON THAT ITEM MUST BE KEYPED ALIKE AND FINISHED IN SATIN CHROME.
- ALL DIMENSIONS ARE TO BE CHECKED ON SITE PRIOR TO MANUFACTURE.
- ALL FIXINGS TO BE CONCEALED, EXPOSED SCREWS TO INTERNAL CARCASSES TO HAVE PLASTIC CAPS FIXED OVER TO MATCH FINISH.
- PROVIDE A 10MM SCRIBE PIECE TO ALL JOINERY ABUTTING WALLS, FINISH TO MATCH UNLESS OTHERWISE NOTED.
- ALL SUPPORT LEGS ON JOINERY TO HAVE LEVELING FEET.
- JOINER TO PROVIDE SHOP DRAWINGS FOR APPROVAL PRIOR TO MANUFACTURE.
- ALLOW TO SCRIBE ALL UNITS TO UNEVEN FLOORS.

powerhouse
IGROUP

p+61 2 8845 8600
7 Loyds Avenue, Carlingford
NSW 2116 Australia
powerhousegroup.com.au

CT Heart

56 Yarrara Road, West Pymble
NSW 2073

As Built

Joinery Drawing

Job Number: PH950 Building Level: G
Date: 05/05/2020 Scale: Various @ A1
Drawn: GG Checked: ET

904

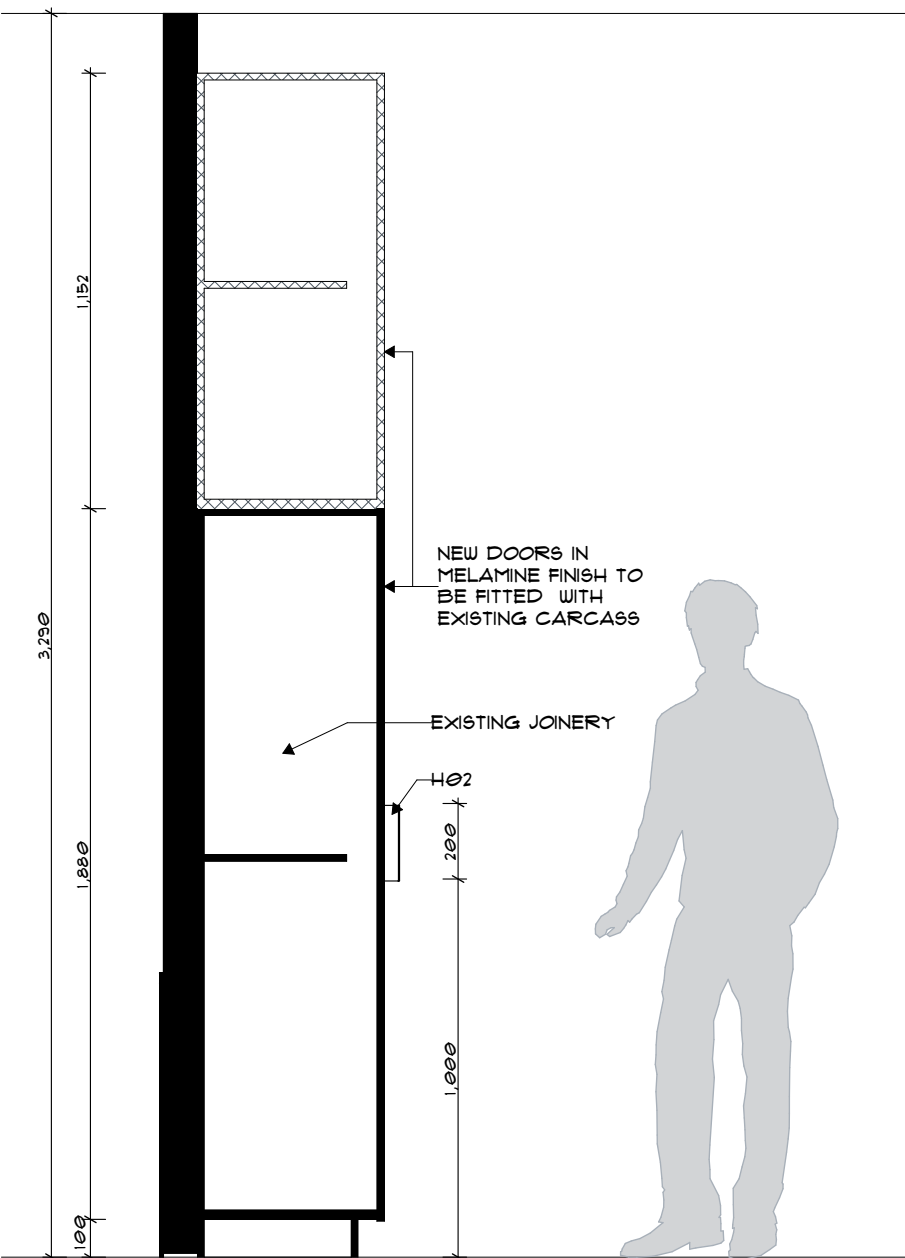
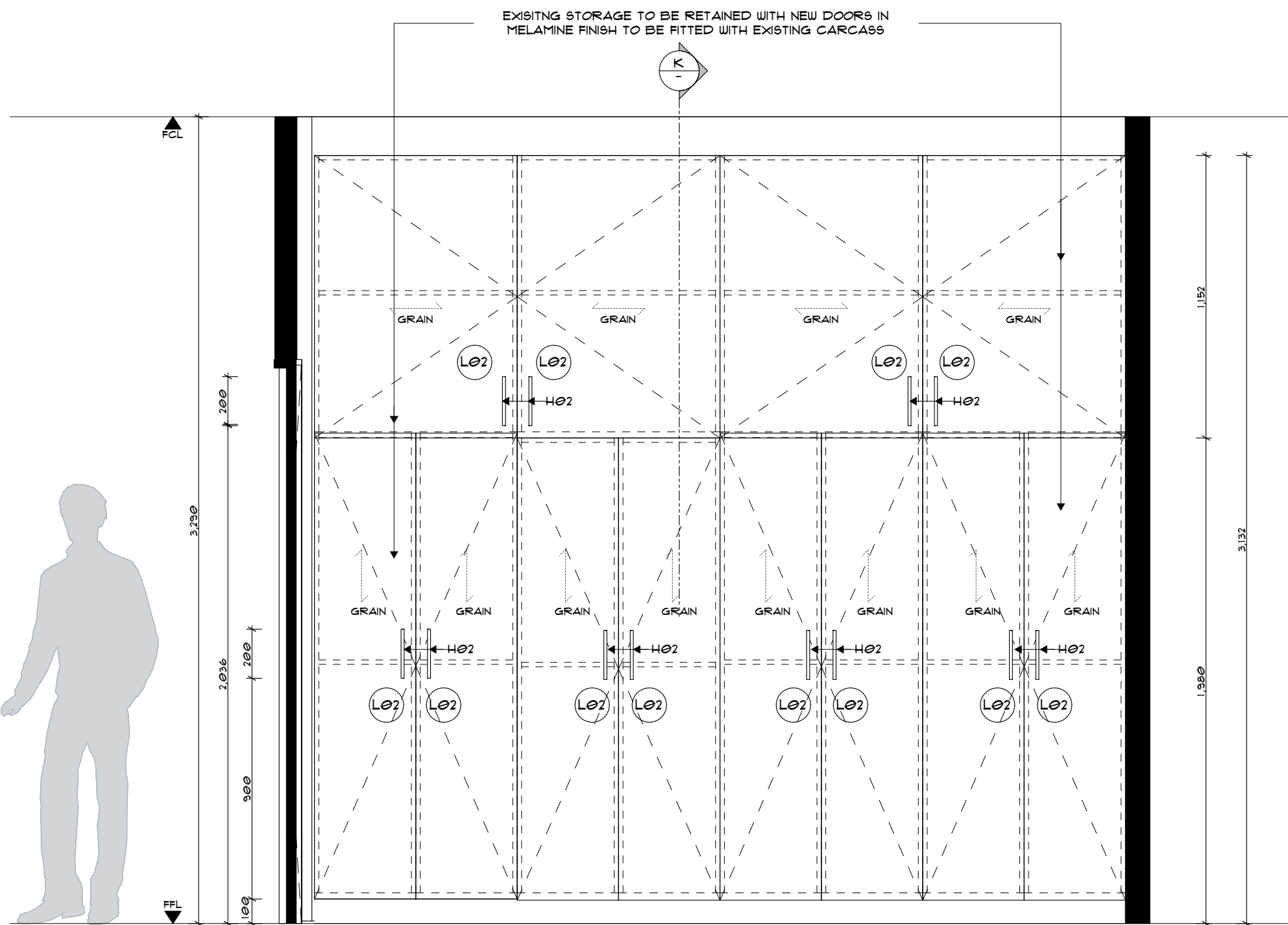
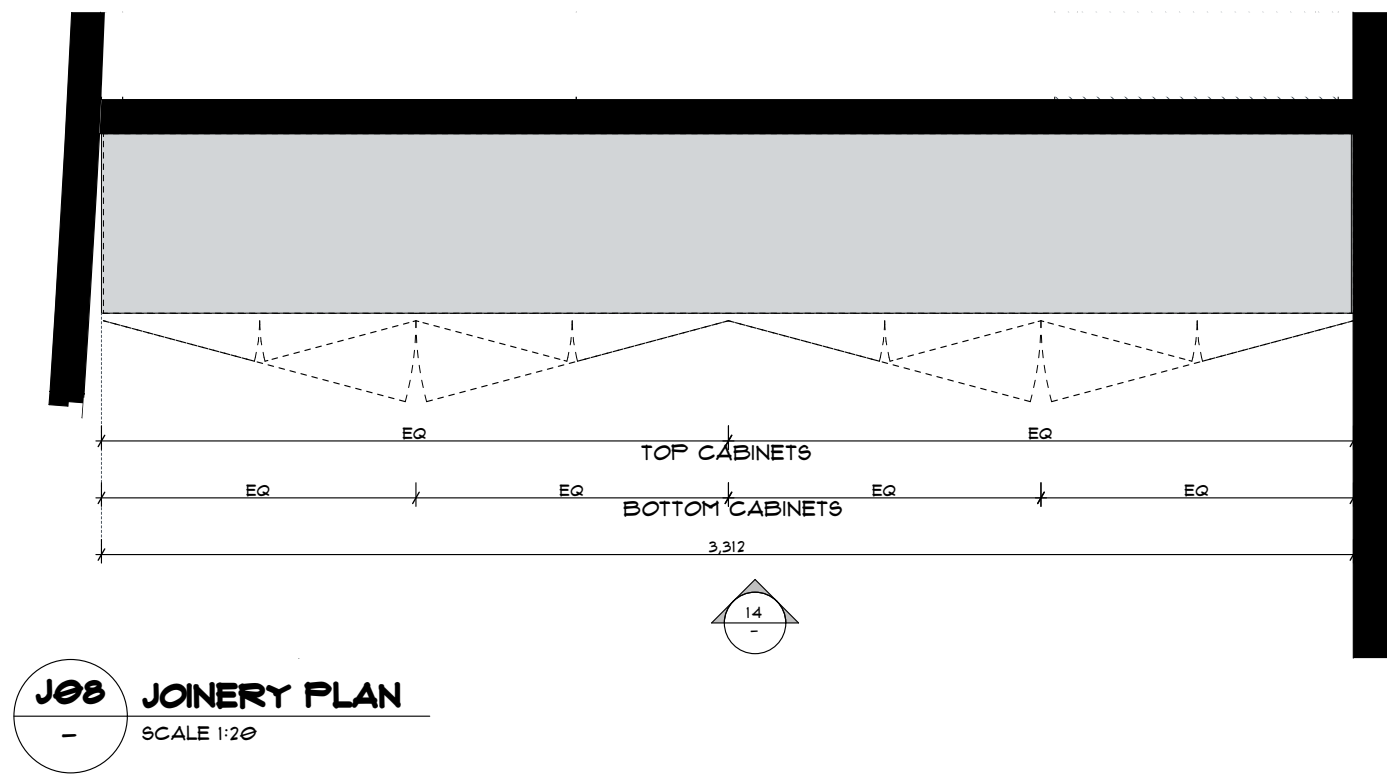
Drawing Issue:

D



©COPYRIGHT I/We understand that reproduction of whole or part of this document constitutes an infringement of Copyright. I/We acknowledge that this document is confidential and as the recipient of this document, are prohibited from disclosing such information, ideas and concept to any other person or company without prior written consent from Powerhouse Group Pty Ltd. ABN 66 006 386 927

Rev	Issue Date	By	Description
B	17.01.2020	GG	FOR TENDER
C	07.02.2020	GG	FOR CONSTRUCTION
D	17.03.2020	GG	As Built



powerhouse
IGROUP

p+61 2 8845 8600
7 Loyds Avenue, Carlingford
NSW 2118 Australia
powerhousegroup.com.au

CT Heart

G04, 3 Carlingford Road,
Epping NSW

As Built

Joinery Drawing

Job Number: PH950 Building Level: G
Date: 05/05/2020 Scale: Various @ A1
Drawn: GG Checked: ET

905

Drawing Issue:

D



©COPYRIGHT I/We understand that reproduction of whole or part of this document constitutes an infringement of Copyright. I/We acknowledge that this document is confidential and as the recipient of this document, are prohibited from disclosing such information, ideas and concept to any other person or company without prior written consent from Powerhouse Group Pty Ltd. ABN 66 006 386 927